

PARENTS

To support our “At Home Learning”, please login to your child’s school issued Google email.

School Issued Google Email

Username: AR Username @stu.chino.k12.ca.us

Password: AR Password



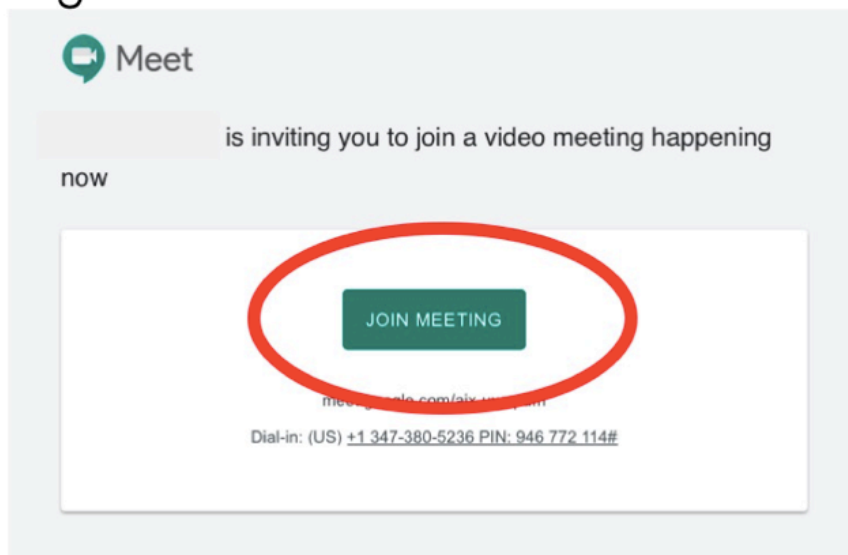
Devices:

Laptop/Desktop: Go to google.com and go straight to your child’s email account.

iPad, iPhone, Tablet: Download the app “Google Meet” and “Gmail” app. Then login to your child’s email account.

How to use Google Meet:

- Each morning, I will email your child’s school issued Google account with an invitation for our Google Meet.
- Once in your email, select the email from me, and then hit “Join Meeting”.



PARENTS

To support our “At Home Learning”, please log in to your child’s school issued Google email.

School Issued Google Email

Username: Add Username

Password: Add Password



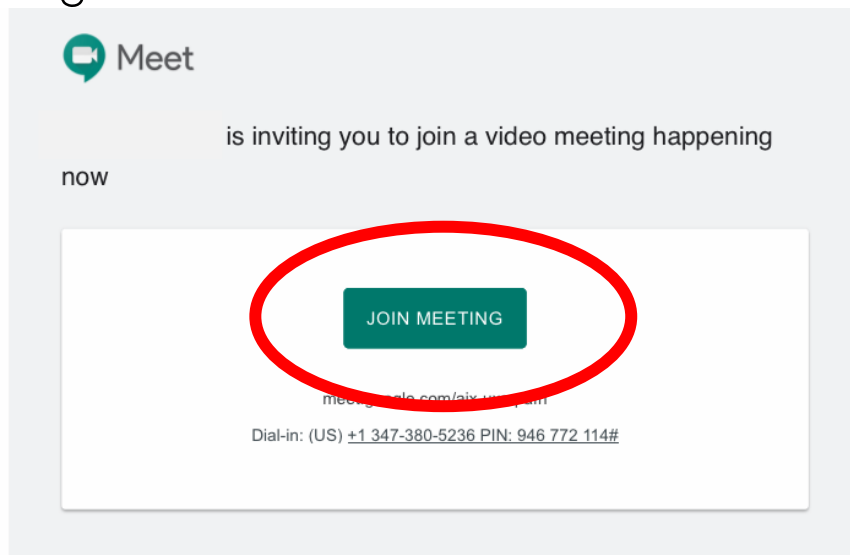
Devices:

Laptop/Desktop: Go to google.com and go straight to your child’s email account.

iPad, iPhone, Tablet: Download the app “Google Meet” and “Gmail” app. Then login to your child’s email account.

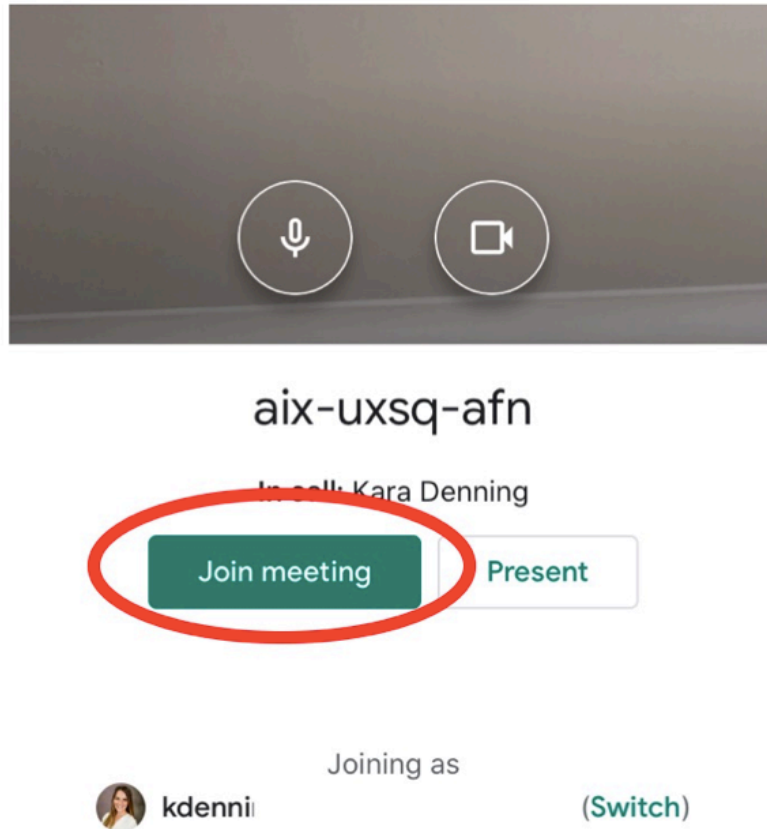
How to use Google Meet:

- Each morning, I will email your child’s school issued Google account with an invitation for our Google Meet.
- Once in your email, select the email from me, and then hit “Join Meeting”.



How to use Google Meet continued

- You will then see a screen like this. Select "Join Meeting"



- Congrats! You are in! Please review **Google Meet** rules with your student before we get started. I am suggesting that everyone MUTES their computer so you don't hear a bunch of different voices.

Google Meet Rules

Welcome to our Digital Classroom



1. Keep your device muted by clicking the microphone button.
2. Try to use the bathroom and eat before we get started.
3. Find a comfortable spot to learn in. It is best to keep your device on a steady surface. I suggest a table.
4. Make sure your device is plugged in or charged.
5. Gather your supplies and printed work so you are ready to go.
6. Even though we are not in our classroom, all of our classroom rules still apply.
7. Listen carefully to your teacher and if you have a question, raise your hand.
8. If I call on you, unmute your microphone so we can all hear you!
9. Get ready to learn and be patient with your teacher because this is a learning experience for everyone.
10. Try your best!