







Viewing a McGraw-Hill Assignment on Google Classroom



To view a McGraw-Hill Wonders assignment in Google Classroom, you must have both McGraw-Hill ConnectED (LTI) and Google Classroom tabs open. Here's how:

Step 1	Log into ClassLink on your Chrome browser.	
Step 2	Click on the McGraw-Hill ConnectEd (LTI) tile.	
Step 3	Click the "Launch" option on the page. This will load all the McGraw-Hill content. <u>Do not complete any assignments here</u>	
Step 4	Return to the ClassLink tab in your Chrome browser.	
Step 5	Click on the Google Classroom tile.	
Step 6	Find the McGraw-Hill ConnectEd assignment in the Classwork tab.	
Step 7	Complete the assignment in Google Classroom.	