

How to reset you Aeries password

Cómo restablecer la
contraseña de Aeries

#1 Go to the Woodcrest or CVUSD website

#2 Select "Students" or "Parents" and select "Aeries Portal Student/Parent Login"

The screenshot shows the website for Woodcrest Junior High School. A purple oval highlights the school logo, which includes a paw print and the text "#1 WOODCREST JUNIOR HIGH SCHOOL". A purple arrow points from a callout box to this logo. The callout box contains the text "#1 Vaya al sitio web de Woodcrest o CVUSD".

Below the logo is a navigation bar with the following items: Home, Calendar, ABOUT US, ACADEMICS, ATHLETICS/ACTIVITIES, CLASSROOMS, PARENTS, STAFF, and STUDENTS. The "STUDENTS" menu is open, showing a list of options: Aeries Portal Student, Instructions, Aeries Portal Student/Parent Login, California Healthy Kids Survey, ClassLink Access, and Follett Destiny. A purple oval highlights the "Aeries Portal Student/Parent Login" option, with a purple arrow pointing from a callout box to it. The callout box contains the text "#2 Seleccione 'Estudiantes' o 'Padres' y seleccione 'Inicio de sesión de estudiante/padre del portal Aeries'".

On the left side of the page, under the heading "COUNSELING", there are four links: Welcome, About Miss. Torres, Helpful handouts for students, and Aeries Parent Portal.

In the center of the page, there is a blue link: [**8th graders going to Chino Hills Parent/Guardian info night](#). Below this link, there is a message: "Welcome back! Let's make this 2020-2021 a great year! [Parents, if you have concerns about your child or teachers, please contact Mrs. Barnett or Dr. \[Name\]](#)".

Chino Valley Unified School District

English ▼



Aeries®

Student Information System

Email

#3

[Forgot Password?](#) [Create Account](#)

#3 Select
"Forgot
Password"

#3
Seleccione
"Olvidé la
contraseña"

[Return to Login Page](#)

Step 1

Send Email Verification

Please enter your email address into the field below:

Email Address:

A verification email will be sent to your email address from Webmaster@chino.k12.ca.us

Before continuing, please add this email address to your contacts or safe senders list, to ensure you receive this email.

#4

Next

Students **must** enter their school email (@stu.chino.k12.ca.us).

Parents, please enter your email. Then select "Next."

Los estudiantes **deben** ingresar su correo electrónico escolar (@stu.chino.k12.ca.us). Padres, por favor ingresen su correo electrónico. A continuación, seleccione "Siguiente" (Next).

The screenshot shows a Microsoft Outlook web interface. The browser tabs at the top include 'CVUSD' and 'Mail - D...'. The Outlook header features a search bar and navigation icons. On the right side of the header, there is a yellow smiley face icon. The main content area displays an email titled 'Aeries - Reset Account Password' from 'Webmaster@chino.k12.ca.us' dated 'Wed 3/24/2021 12:42 PM'. The email body contains instructions for resetting a password and includes a blue hyperlink 'Click Here' which is circled in purple. A large red '#5' is overlaid on the 'Click Here' link. Below the email content, there are 'Reply' and 'Forward' buttons. On the left sidebar, the 'Inbox' folder is selected and shows 124 items. A purple callout box is overlaid on the left side of the screen, containing instructions in Spanish.

Look for an email from "Webmaster." Student will check on Outlook. Then select "Click Here"

Busque un correo electrónico de "Webmaster". El estudiante revisará Outlook. A continuación, seleccione "Haga clic aquí (Click Here)"

Aeries®

Student Information System

[Return to Login Page](#)

Step 2 Email Verification

✔ A verification email has been sent to your email address from: Webmaster@chino.k12.ca.us

Click the [Click Here](#) link provided in the email or copy and paste the Code into the field below

Email Address:

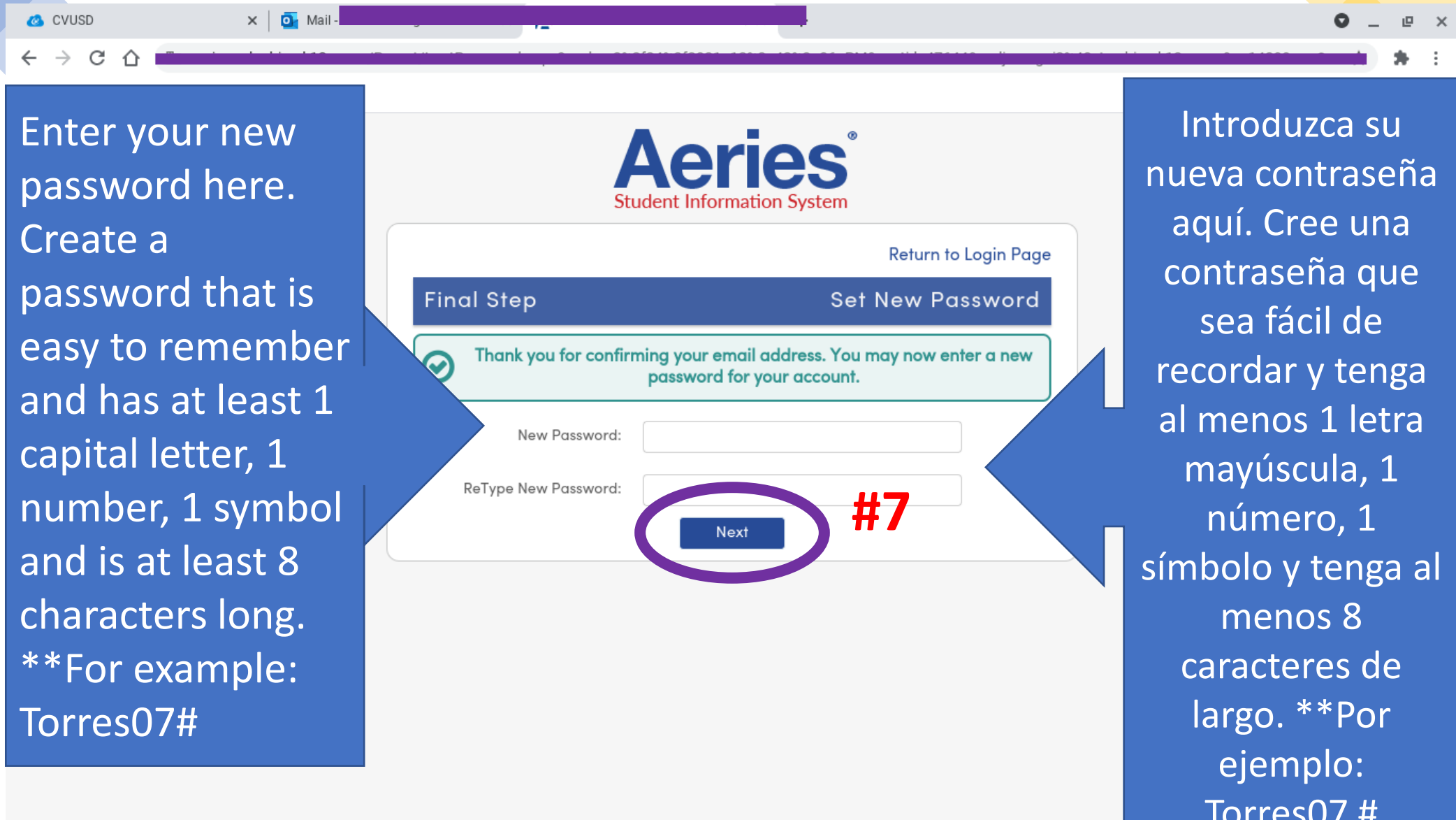
Email Code:

Next

#6

Your email address and email code should populate here and all you need to do is select "Next"

Su dirección de correo electrónico y código de correo electrónico deben rellenarse aquí y todo lo que necesita hacer es seleccionar "Siguiete"



Enter your new password here. Create a password that is easy to remember and has at least 1 capital letter, 1 number, 1 symbol and is at least 8 characters long. **For example: Torres07#

Introduzca su nueva contraseña aquí. Cree una contraseña que sea fácil de recordar y tenga al menos 1 letra mayúscula, 1 número, 1 símbolo y tenga al menos 8 caracteres de largo. **Por ejemplo: Torres07 #

Aeries®

Student Information System

Select either
"Return to
Login Page"

Return to Login Page


Complete

✔ Your password has been adjusted. You may now login to Aeries.

Return to Login Page

Seleccione "Volver a
la página de inicio de
sesión (Return to
Login Page)"

Enter your email and the password you created



English


Aeries
Student Information System

Email

NEXT

[Forgot Password?](#) [Create New Account](#)

Introduzca su correo electrónico y la contraseña que creó



English

Aeries
Student Information System

< Password

SIGN IN

[Forgot Password?](#) [Create New Account](#)

Here are the steps to save the Aeries portal as a website as an icon on your phone (stay on the website o

On an android:

1. Look for the 3 dots on top of the page (underneath the time and battery info). Press the icon.
2. Look for the option to "Add to Home Screen," press it.
3. Press "ADD"
4. You now have an "Aeries" app on your phone and can check your child's current grades or email their
have questions.

On an iPhone:

1. On the bottom of the screen, there is a square with an arrow on top of it. Press that icon.
2. Scroll to the right until you find the "Add to Home Screen" icon and then press it
3. You then have the option to change the name of the site. I would suggest you don't change the name ;
"Save."
4. You now have an "Aeries" app on your phone and can check your child's current grades or email their
have questions.

ESTOS SON LOS PASOS PARA GUARDAR EL PORTAL AERIES COMO UN SITIO WEB COMO UN ICONO EN SU TELÉFONO (PERMANEZCA EN EL SITIO WEB O LA PÁGINA)

• EN UN ANDROIDE:

- BUSQUE LOS 3 PUNTOS EN LA PARTE SUPERIOR DE LA PÁGINA (DEBAJO DE LA INFORMACIÓN DE TIEMPO Y BATERÍA). PRESIONE EL ICONO.
- BUSQUE LA OPCIÓN "AGREGAR A LA PANTALLA DE INICIO", PRESIÓNELA.
- PRESIONE "AGREGAR"
- AHORA TIENE UNA APLICACIÓN "AERIES" EN SU TELÉFONO Y PUEDE VERIFICAR LAS CALIFICACIONES ACTUALES DE SU HIJO O ENVIAR UN CORREO ELECTRÓNICO A SUS MAESTROS SI TIENE PREGUNTAS.

• EN UN IPHONE:

- EN LA PARTE INFERIOR DE LA PANTALLA, HAY UN CUADRADO CON UNA FLECHA ENCIMA. PRESIONE ESE ICONO.
- DESPLÁCESE HACIA LA DERECHA HASTA ENCONTRAR EL ÍCONO "AGREGAR A LA PANTALLA DE INICIO" Y LUEGO PRESÍNELO
- LUEGO TIENE LA OPCIÓN DE CAMBIAR EL NOMBRE DEL SITIO. LE SUGIERO QUE NO CAMBIE EL NOMBRE Y PRESIONE "GUARDAR".
- AHORA TIENE UNA APLICACIÓN "AERIES" EN SU TELÉFONO Y PUEDE VERIFICAR LAS CALIFICACIONES ACTUALES DE SU HIJO O ENVIAR UN CORREO ELECTRÓNICO A SUS MAESTROS SI TIENE PREGUNTAS.