

Accessing CVUSD Apps WITHOUT ClassLink

For Students and Teachers

**** Directions to access District Chromebook on page two**

Office365 and Outlook and Teams

URL (type this in): portal.office.com (then "Go to Classroom" button)

OR

Link (just click): <https://www.office.com/>

Username: full district email

Password: district password

Google Classroom

URL (type this in): classroom.google.com

OR

Link (just click): <https://edu.google.com/intl/en/products/classroom/>

Username: full district email

Password: district password

Google Drive

URL (type this in): drive.google.com

OR

Link (just click): <https://www.google.com/intl/en/drive/>

Username: full district email

Password: district password

Kami may be down for a while.

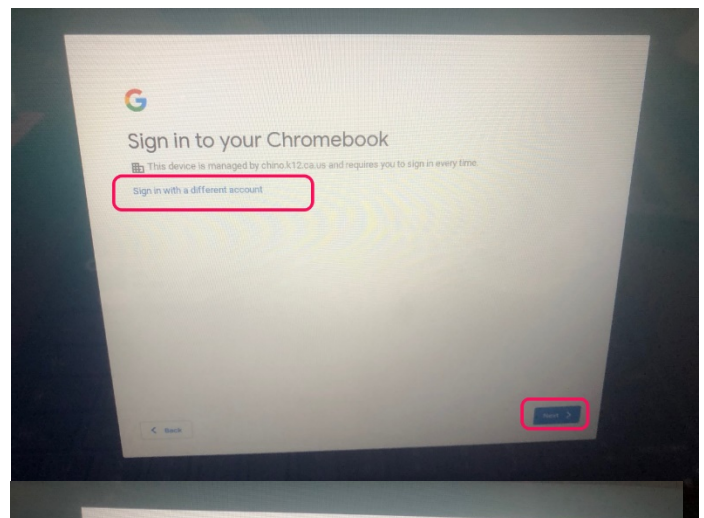
Accessing your district Chromebook

Power on your device or wake your device by opening/tap any key;

The first white pop-up has small blue words reading “Sign in with a different account” – click those words;

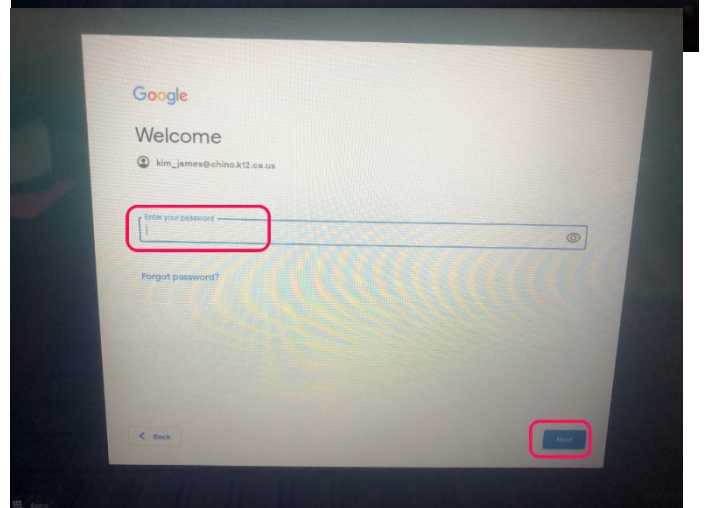
The next white pop-up provides an area to type – enter student username ONLY. Do not modify the “@stu.chino.k12.ca.us” ;

Click “Next”;

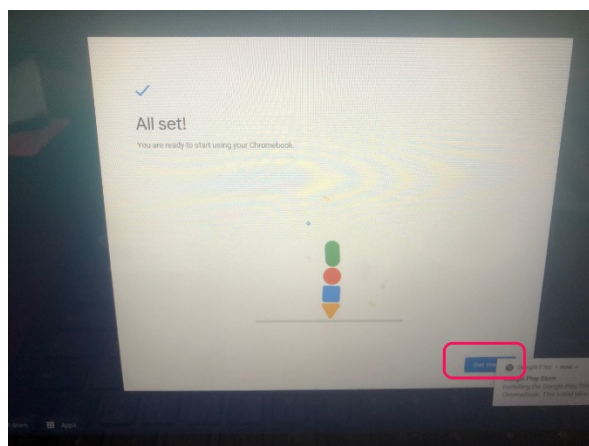


The third white pop-up asks for the password – enter student district password;

Click “Next” ;



Click on "Get Started" in final pop-up ;



Use the URLs/links above to access Google Classroom, Office365, etc.

