


Please follow the directions for how to take a test on McGraw Hill Wonders

1. Login to Classlink
<https://launchpad.classlink.com/chino#myapps>

2. Select McGraw Hill



3. Click LAUNCH




Wonders Grade 1
Grade(s): 1

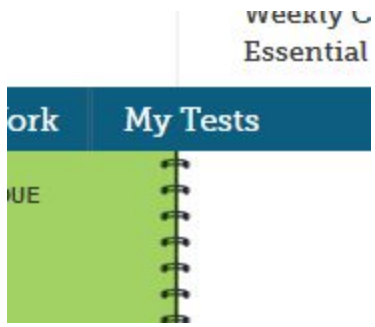
Launch

The image shows a red book cover for 'Wonders Grade 1 Reading/Writing Workshop' featuring a cartoon bear holding a golden key. To the right of the book cover, the text 'Wonders Grade 1' and 'Grade(s): 1' is displayed. Below this text is a blue button with the word 'Launch' in white.

4. Click TO DO



5. Click MY TESTS



6. Click TAKE NOW

Name	Status	Due Date	Score	Options
Weekly Assessment Unit 5 Week 4	Assigned 03/16/2020 04:14 PM EDT	-	-	take now!