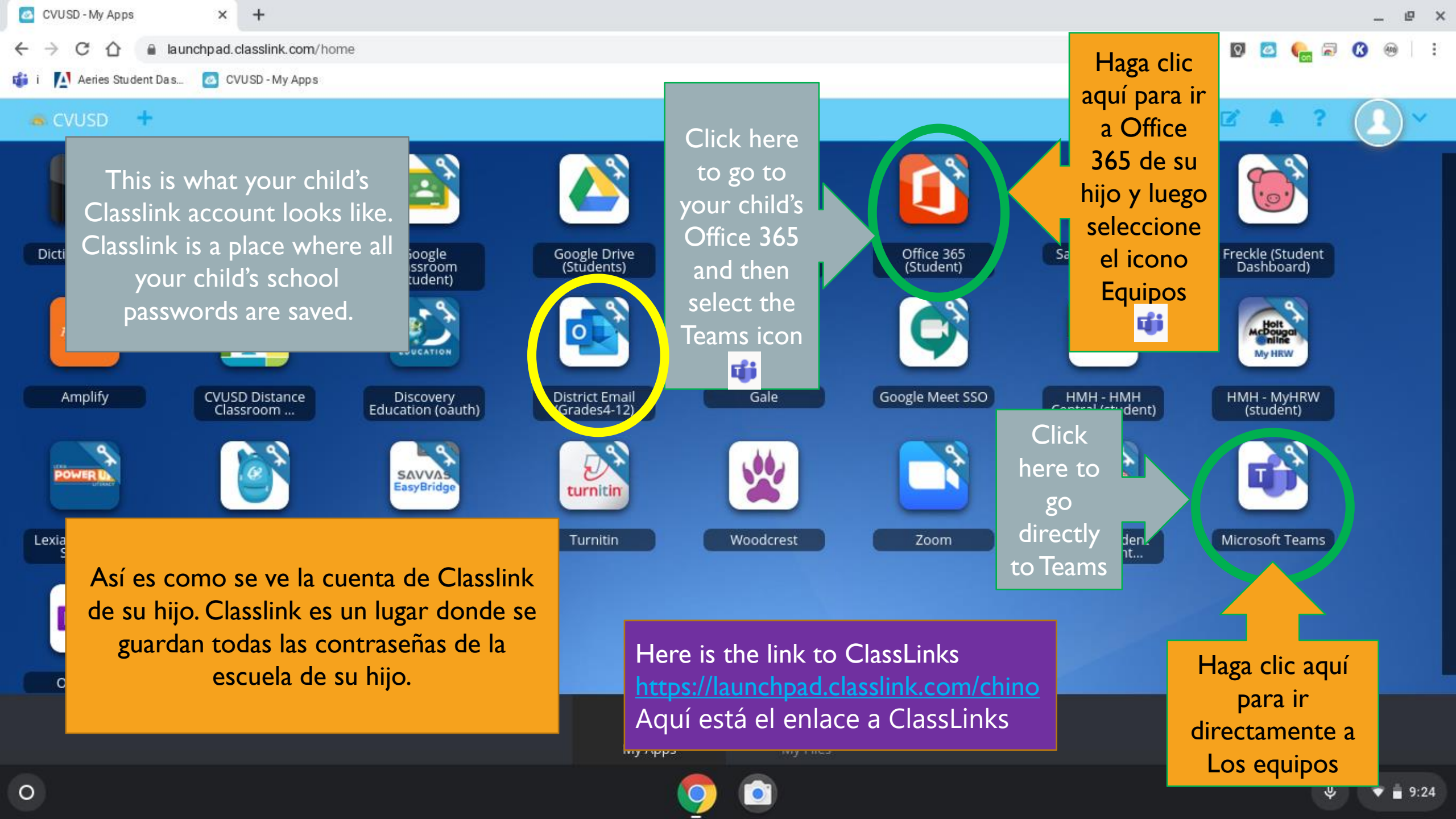


MICROSOFT TEAMS

Parent's edition: How to understand Teams

Edición para padres: cómo entender Teams





This is what your child's Classlink account looks like. Classlink is a place where all your child's school passwords are saved.

Así es como se ve la cuenta de Classlink de su hijo. Classlink es un lugar donde se guardan todas las contraseñas de la escuela de su hijo.

Click here to go to your child's Office 365 and then select the Teams icon


Haga clic aquí para ir a Office 365 de su hijo y luego seleccione el icono Equipos

Click here to go directly to Teams


Here is the link to ClassLinks <https://launchpad.classlink.com/chino> Aquí está el enlace a ClassLinks

Haga clic aquí para ir directamente a Los equipos


Teams




Lockman Per 1-Eng 7




Darrow Period 2-Sci 7





Mrs. Green - 3rd period
World Cultures (20/21)




Harrison PERIOD 4 -
MATH 7




Drew Period 5 -

Darrow



Exploring
Office Hours



Así es como se ven los equipos de su hijo. Deberías poder ver todas sus clases.

This is what your child's Teams looks like. You should be able to see all their classes.

This takes you back to all classes

All teams

Esto le lleva de vuelta a todas las clases

AFTER YOU HAVE SELECTED THE CLASS YOU WILL SEE THIS

Después de haber seleccionado la clase, esto es lo que va a ver

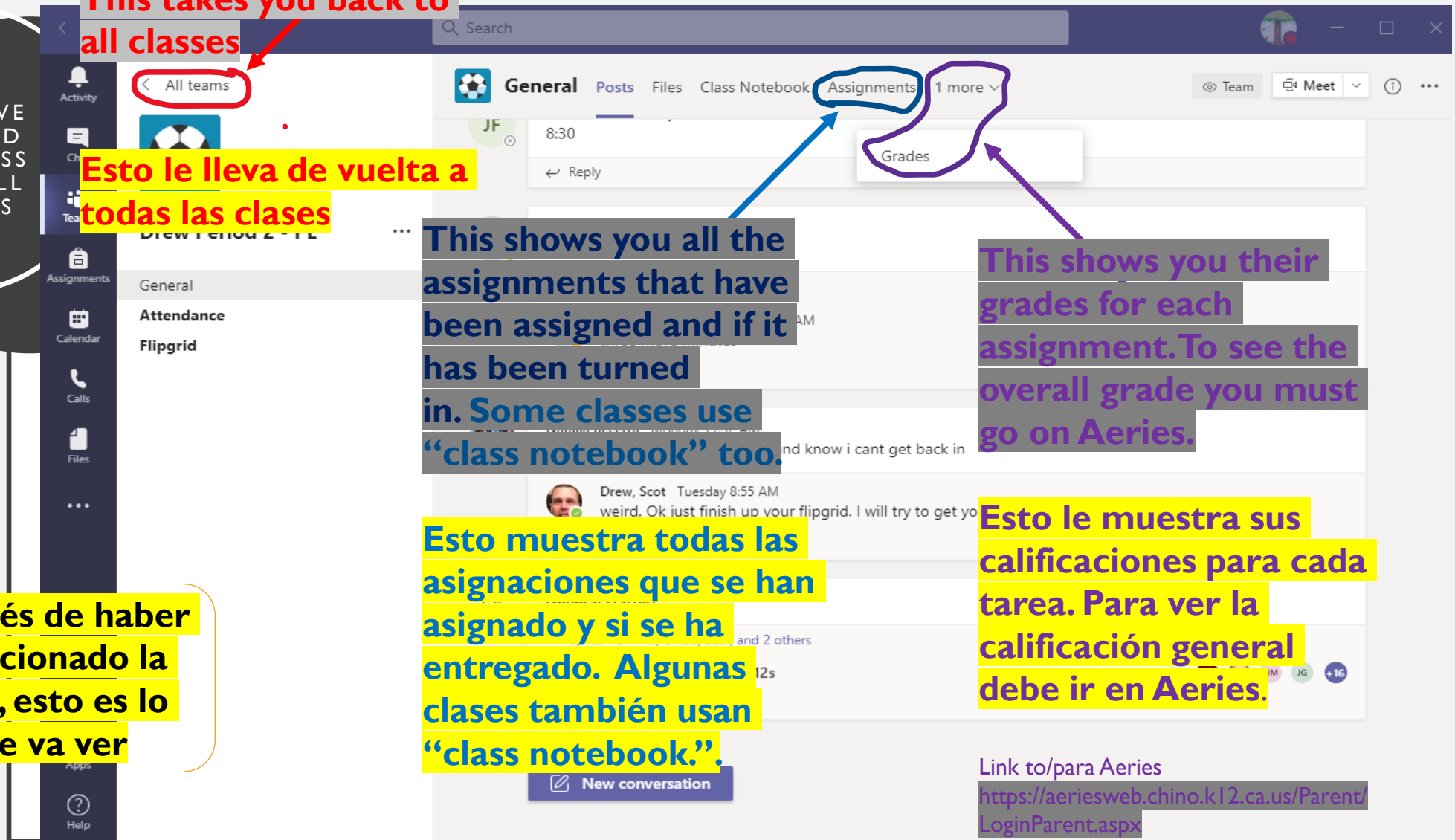
This shows you all the assignments that have been assigned and if it has been turned in. Some classes use "class notebook" too.

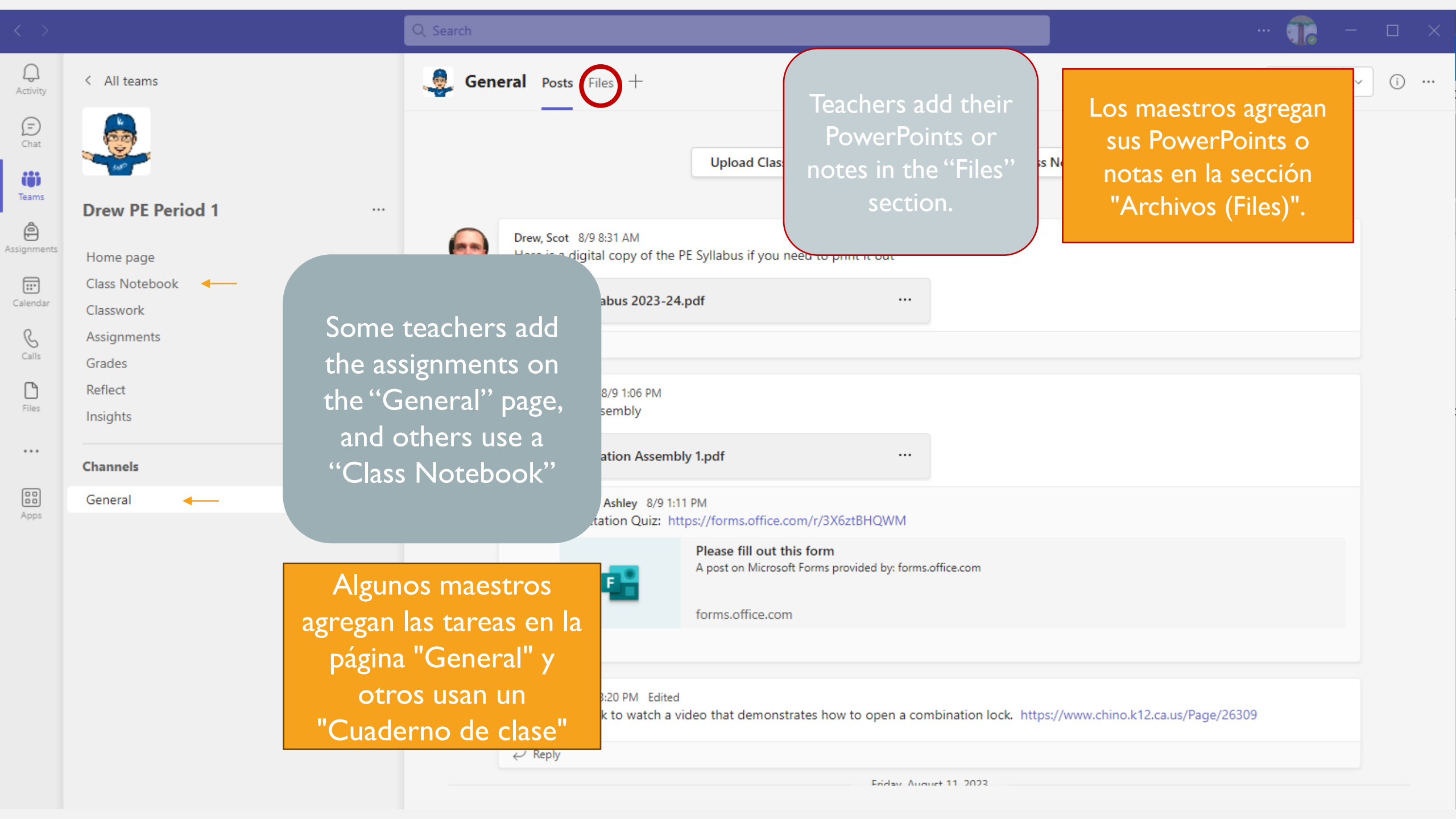
Esto muestra todas las asignaciones que se han asignado y si se ha entregado. Algunas clases también usan "class notebook."

This shows you their grades for each assignment. To see the overall grade you must go on Aeries.

Esto le muestra sus calificaciones para cada tarea. Para ver la calificación general debe ir en Aeries.

Link to/para Aeries
<https://aeriesweb.chino.k12.ca.us/Parent/LoginParent.aspx>



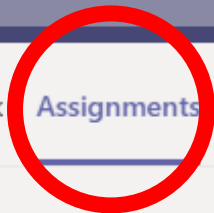
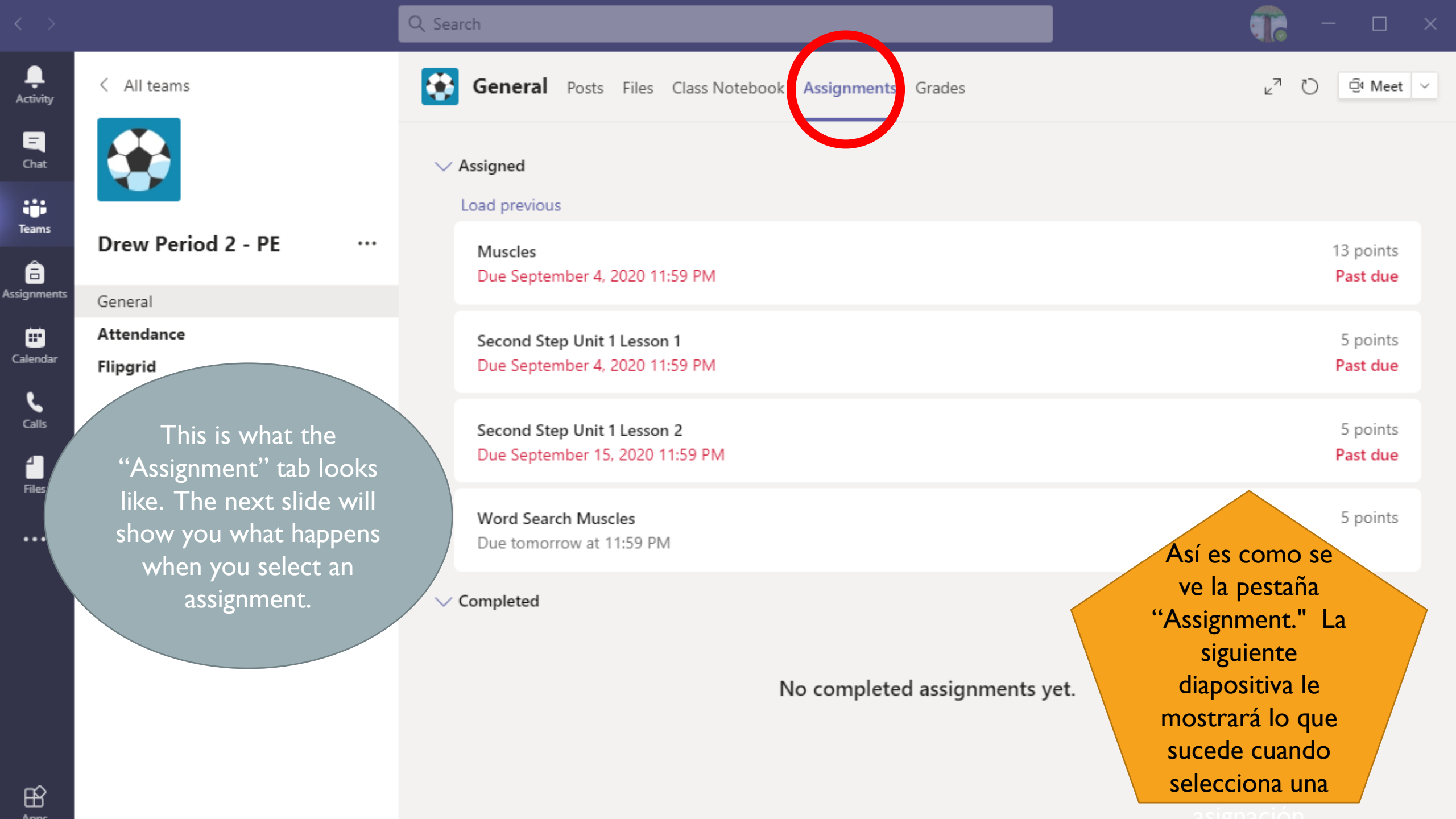


Teachers add their PowerPoints or notes in the "Files" section.

Los maestros agregan sus PowerPoints o notas en la sección "Archivos (Files)".

Some teachers add the assignments on the "General" page, and others use a "Class Notebook"

Algunos maestros agregan las tareas en la página "General" y otros usan un "Cuaderno de clase"



This is what the "Assignment" tab looks like. The next slide will show you what happens when you select an assignment.

Así es como se ve la pestaña "Assignment." La siguiente diapositiva le mostrará lo que sucede cuando selecciona una asignación.

All teams



Drew Period 2 - PE

General

Attendance

Flipgrid



General

Posts

Files

Class Notebook

Assignments

Grades



Meet

Assigned

Load previous

Muscles

Due September 4, 2020 11:59 PM

13 points

Past due

Second Step Unit 1 Lesson 1

Due September 4, 2020 11:59 PM

5 points

Past due

Second Step Unit 1 Lesson 2

Due September 15, 2020 11:59 PM

5 points

Past due

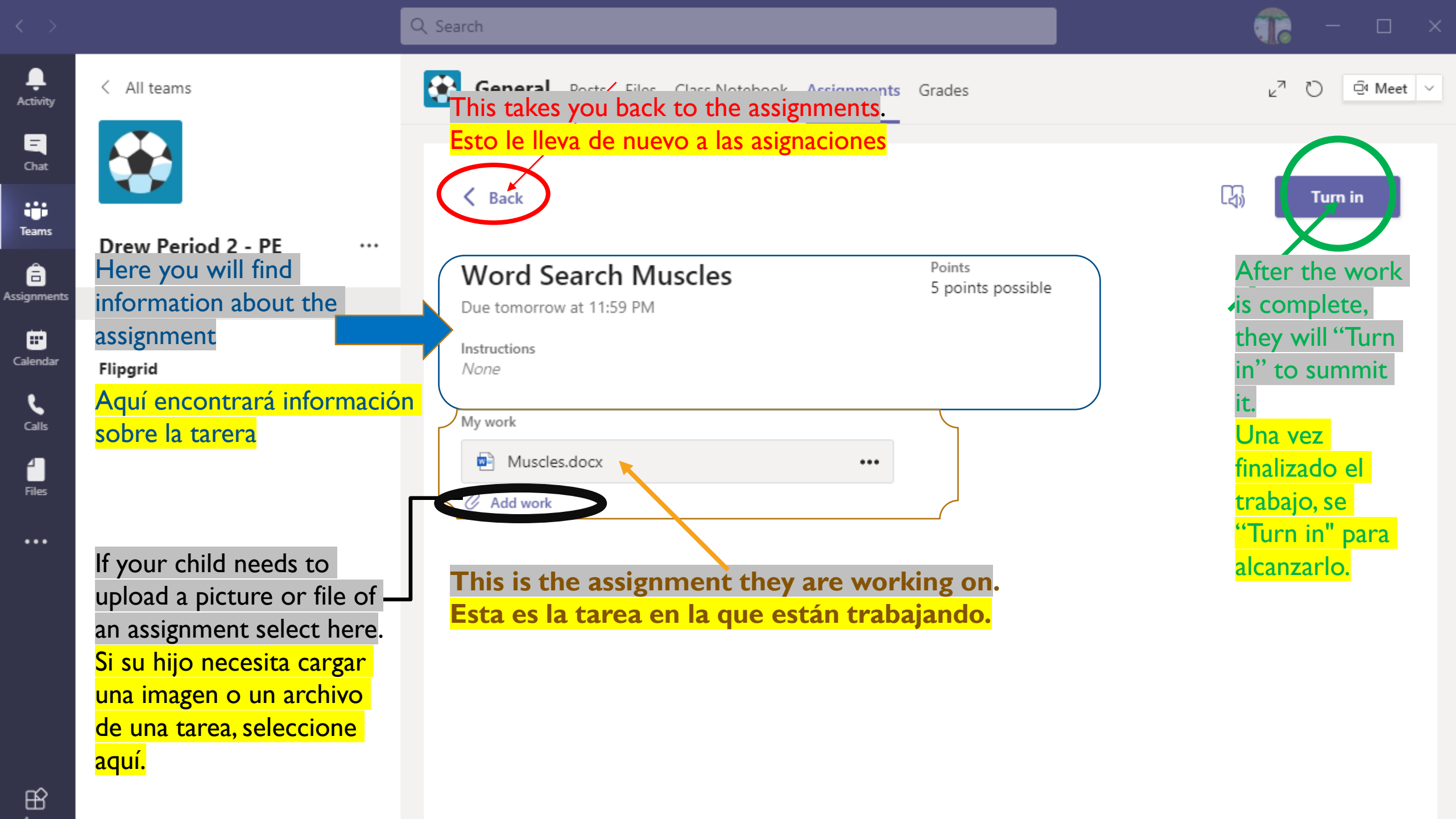
Word Search Muscles

Due tomorrow at 11:59 PM

5 points

Completed

No completed assignments yet.



Search

All teams

General Posts Files Class Notebook Assignments Grades

Meet



Drew Period 2 - PE

Here you will find information about the assignment

Flipgrid

Aquí encontrará información sobre la tarera

If your child needs to upload a picture or file of an assignment select here. Si su hijo necesita cargar una imagen o un archivo de una tarea, seleccione aquí.

This takes you back to the assignments. Esto le lleva de nuevo a las asignaciones



Word Search Muscles Points 5 points possible
Due tomorrow at 11:59 PM
Instructions None

My work
Muscles.docx
Add work

This is the assignment they are working on. Esta es la tarea en la que están trabajando.



After the work is complete, they will "Turn in" to submit it. Una vez finalizado el trabajo, se "Turn in" para alcanzarlo.

Muscles.docx

File Home Insert Layout References Review View Help Table Open in Desktop App

Undo, Copy, Paste, Arial, 11, Bold, Italic, Underline, Highlight, Text Color, Paragraph styles, Font color, Spelling, Grammar, Search, Zoom, Print, Share, More options

Close

Name of the assignment

Nombre de la tarea

Once they have finished with the work they select "close." the page

Una vez que han terminado con el trabajo seleccionan "close" para cerrar la página.

This is the assignment. There is no save option because it saves automatically.

Esta es la tarea. No hay ninguna opción de guardar porque se guarda automáticamente.

Name: _____

Date: _____

Muscles

S G N I R T S M A H U V A K O N R Q O E O X J M
 B W S V Q A S U I Z E P A R T C D B J A B K K B
 H N F P E C T O R A L I S M A J O R T U L H N P
 A Q T D H E L I O T S U M I X A M S U E T U L G
 E E D N E T X E E C A S F A P Q E T G A B R N K
 C F N N F V D P L B H T O O M S N R U Y S T I N
 P Q Y T S E U Q I L B O D E L T O I D D J T F S
 H G A S T R O C N E M I U S L R B H E A R T U H
 X T E P B A H H F T B A C M B S P E C I B A D O
 E V R G A B R O F Y S D Q M S M Q K B C P A X R
 P S W L I D N E H T G N E L P Z S F Y O P V V T
 U C P Q O O R S R J D A E U E H U K E R I Y Z E
 S G J C B M K O K O B Z K G C H U L J E G V V N
 O N Z P W I Z P Q L T P P T I V D U U F R J P U
 O U P L C N U Z O V N T C P R L P V P O Y F L E

Activity

Chat

Teams

Assignments

Calendar


Calls

Files

...

Apps

Select "Add work" from "Assignment" page




Seleccione "Añadir trabajo" en la página "Asignación"

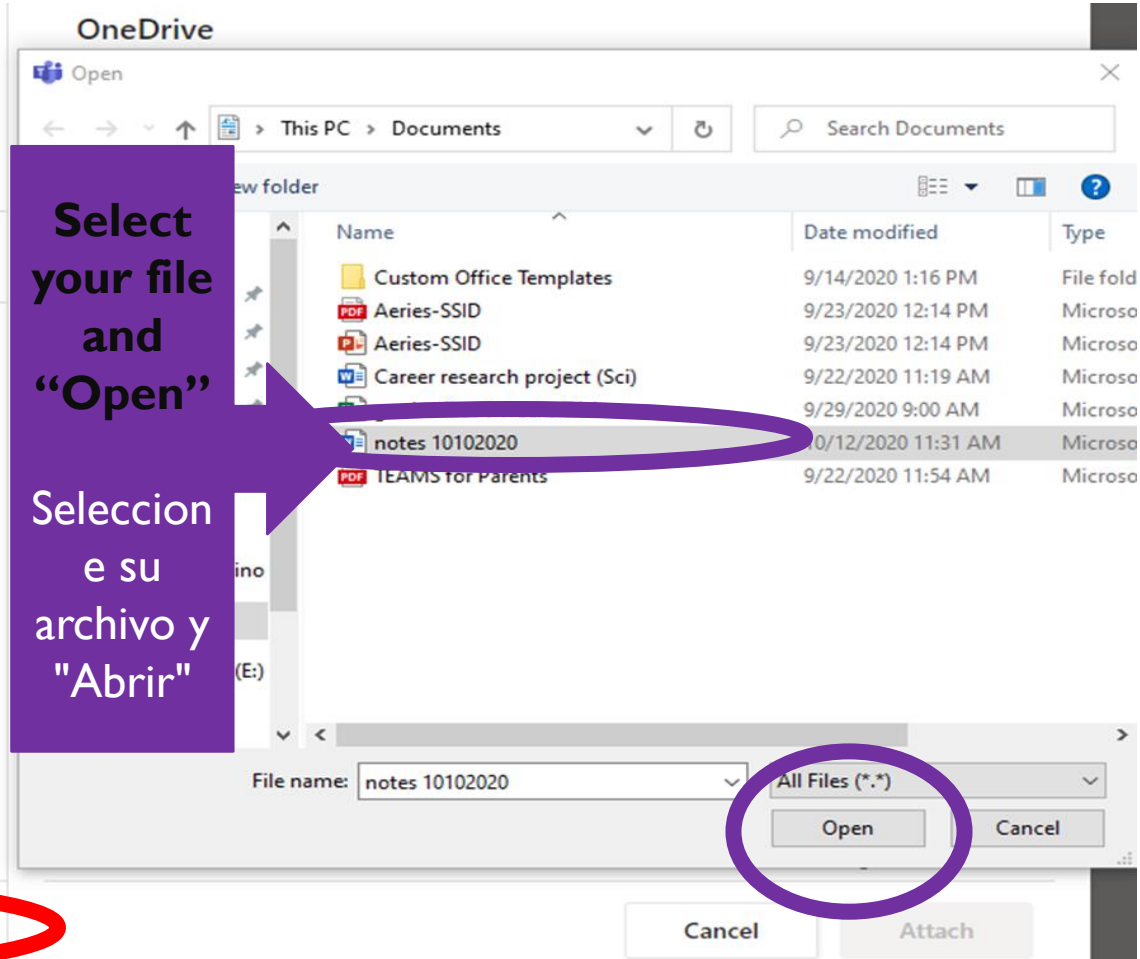


Once you downloaded Your file or picture to Your computer select

Una vez que haya descargado su archivo o imagen a su computadora, seleccione



Select your file and "Open"
Selecione su archivo y "Abrir"



HOW TO "ADD WORK" ON TEAMS CÓMO "AÑADIR TRABAJO" EN LOS EQUIPOS (TEAMS)

Here is your document

Upload from this device

notes 10102020.docx

Aquí está su documento

If this is your file, select "Done"

Cancel Done

Si este es su archivo, seleccione "Hecho"

Remember to turn in your assignment!

¡Recuerda entregar tu tarea!

Turn in

< Back

Chapter 3 "The Rise of Islam" Crossword

Due today at 2:30 PM

Instructions

Please use the attached Chapter 3 "The Rise of Islam" crossword puzzle to complete the Chapter 3 "The Rise of Islam" Form; this crossword is only meant to be used to help complete the Form and is not a grade. Do not turn this in

Reference materials

Chapter 3 "The Rise of Islam" Study Guide Form ...

Chapter 3 The Rise of Islam Crossword.pdf ...

My work

notes 10102020.docx

Here is your work.

Aquí está su trabajo

< All teams



Oh - Period 4 - Eng

General

Attendance Tasks

Quiz

Select here to expand and see your notebook.

Seleccione aquí para ampliar y ver su bloc de notas



Gene

Así es como se ve el cuaderno de clase

Class Notebook

This is what the Class notebook looks like

File



B

I

U



A



Open Navigation Panel

Welcome to Class Notebook

Your **OneNote Class Notebook** is a digital notebook where you can add handwritten notes, attachments, links, voice recordings, and more.

Each notebook is organized into three parts:

1. **Student Notebooks** – A private space shared by the class. Teachers can access every student notebook, while students can only access their own.
2. **Content Library** – A read-only space where teachers can share content with the class.



The "assignment" name here
El nombre de la "asignación" aquí

File Home Insert Open in Browser Tell me what you want to do
Calibri Light 20 **B** *I* U ...

Notebook topics
Temas de Cuadernos

Su estudiante hará su trabajo en esta página. Guardará su trabajo automáticamente. El profesor también lo calificará aquí.

Your student will do their work here. It will save their work automatically. The teacher will grade it here too.

2020-2021 Notebook

- Untitled Page
- Neuro-ethics Article
- SC
- Su
- Ac
- Sm
- SC
- No
- Vocabulary Matrix

Unit 1 - Neurosci.

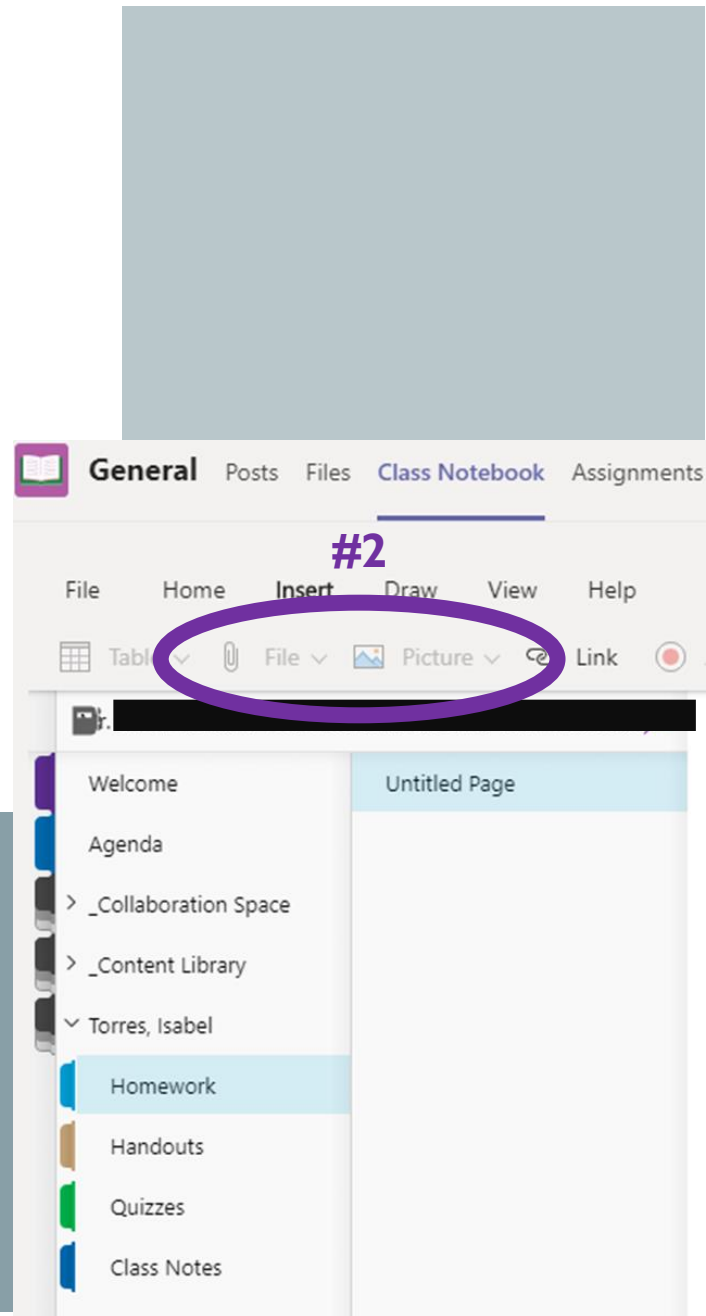
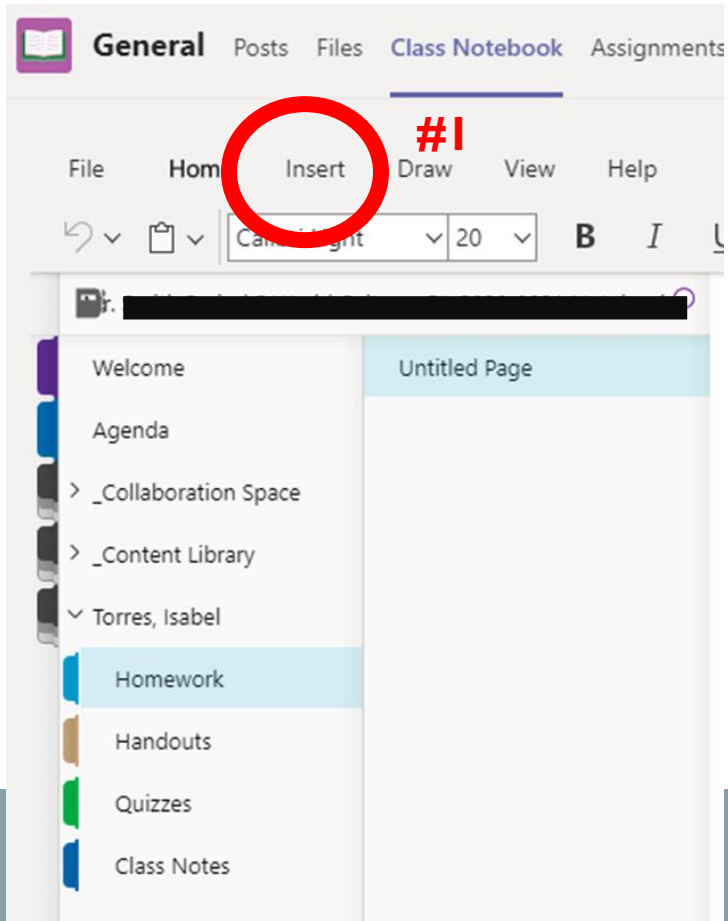
Reading Article

Neuroscience for Kids: Neuro-ethics

Instructions: COMPLETE ALL QUESTIONS AND MARGIN NOTES using the CLOSE reading of the article three times.

Step 1: Skim the article using these symbols as you read:
(+) agree, (-) disagree, (*) important, (!) surprising, (?) wondering

Step 2: Number the paragraphs. **Read** the article **carefully** and **make notes in the margin**.
Notes should include:



HOW STUDENT
UPLOAD THEIR
WORK INTO
ONENOTE

CÓMO LOS
ESTUDIANTES
SUBEN SU
TRABAJO A
ONENOTE



If you do not have a stylus, you must use the mouse pad and your finger becomes your stylus.

Si no tiene un lápiz óptico, debe utilizar la almohadilla del ratón y el dedo se convierte en su lápiz

HOW TO WRITE
IN ONENOTE

CÓMO ESCRIBIR
EN ONENOTE

This takes you back to all classes

All teams

Esto le lleva de vuelta a todas las clases

Grades

el último día para entregar la tarea

¿Se entregó?
Was it turned in?

nombre de la tarea

total de puntos

This is what the "Grades tab looks like. Here you will find due dates, status (i.e. if the assignment has been viewed or turned in) and points earned for the assignment.

Así es como se ve la pestaña "Grades." Aquí encontrará fechas de entrega de la tarea, estado (es decir, si la tarea se ha visto o entregado) y puntos ganados para la tarea.

Search

General Posts Files Class Notebook Assignments

Meet

Drew Period 2 - PE

Torres, Isabel

General

Attendance

Flipgrid

Due date

Assignment

Status

Points

Tomorrow

Word Search muscles

Viewed

total de puntos

Sep 15

Second Step Unit 1 Lesson 2

Viewed

/5

Sep 4

Second Step Unit 1 Lesson 1

Not turned in

/5

Sep 4

Muscles

Viewed

Aug 28

Second Step Lesson 2

Not turned in

Aug 26

Second Step Lesson 1

Not turned in

Aug 21

R.I.C.E Method

Not turned in

Aug 20

Ted Talk PE

Not turned in

This takes you back to all classes

Activity < All teams Geneke-Ups


Esto le lleva de vuelta a todas las clases

		Viewed	No points
Today	Unit 1 Reflection	Viewed	
Sep 15	No Taxation without Represe...	Turned in	
Sep 11	n War	Returned	
Sep 9		Turned in	
Sep 9		Returned	
Aug 26	ce Speech	Returned	
Aug 24	ideo	Returned	20/20
Aug 21	Settling the New World video...	Returned	10/10
Aug 17	Native Americans in North A	Returned	10/20

Esta es otra vista de la pestaña calificaciones "Grades". Cuando usted ve "Returned" (devuelta), eso significa que el maestro ha calificado la tarea y se la devolvió a su hijo. Deberían mirarlo y leer los comentarios.

This is another view of the "Grades" tab. When you see "Returned," that means that the teacher has graded the assignment and returned it to your child. They should look at it and read the feedback.

I KNOW THIS IS A LOT OF INFORMATION, BUT YOUR STUDENT CAN HANDLE IT. ONE LAST THING, THEY MUST CHECK THEIR OFFICE 365 EMAIL ACCOUNT AT LEAST EVERY OTHER DAY TO RECEIVE UPDATES ABOUT THEIR CLASSES.



Sé que esto es mucha información, pero su estudiante puede manejarlo. Una última cosa, deben comprobar su cuenta de correo electrónico de Office 365 al menos cada dos días para recibir actualizaciones sobre las clases.