

Name: \_\_\_\_\_



Read the words in the box.

one two three red blue yellow

Trace the letters and then read each word.

one

two

three

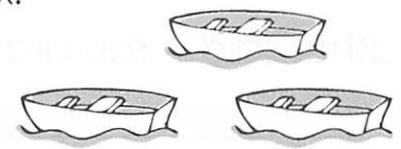
red

blue

yellow

Read the sentences. Underline the words from the box.

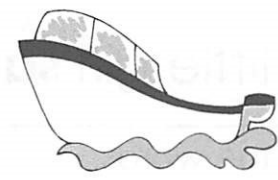
1. The little boy said, "I see three boats."



2. The big boy said, "I see two blue boats."



3. A little girl said, "I see one red boat."



4. A big girl said, "I see a yellow boat."



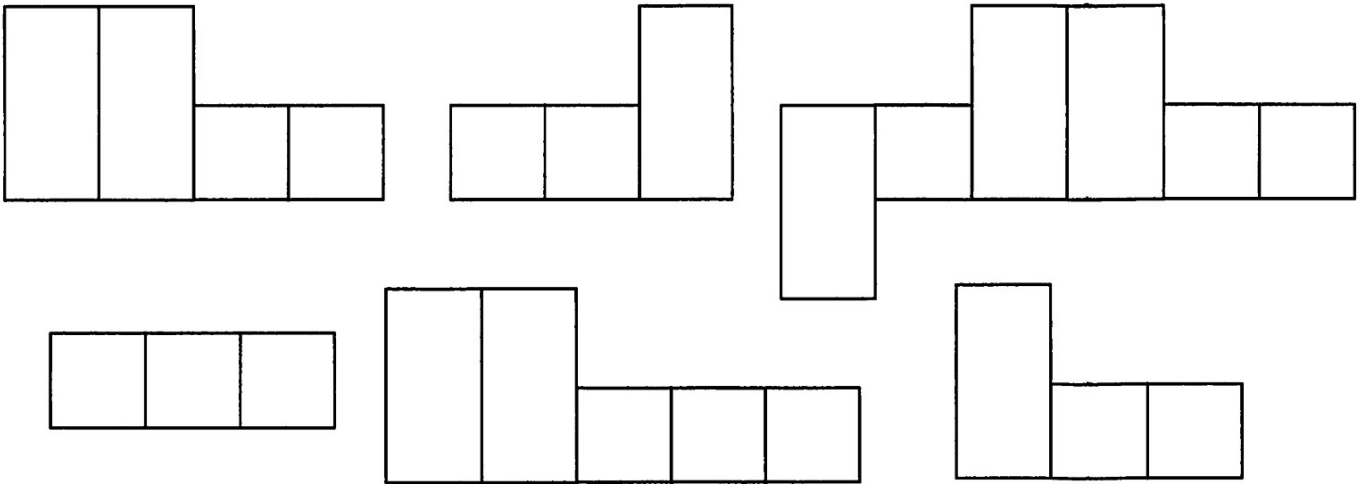
Name: \_\_\_\_\_



Read the words in the box.

one two three red blue yellow

Write the words in the correct word shapes.



Read the color and number words.

Use your crayons to fill in the correct number of circles.


- two red    ○    ○    ○    one blue    ○    ○    ○
- three yellow    ○    ○    ○    two red    ○    ○    ○
- two blue    ○    ○    ○    three blue    ○    ○    ○
- three red    ○    ○    ○    two yellow    ○    ○    ○
- one red    ○    ○    ○    one yellow    ○    ○    ○

Name: \_\_\_\_\_



Look at the pictures below.

1. Find a picture that is blue. Color it blue.
2. Find a picture that is yellow. Color it yellow.
3. Find a picture that is red. Color it red.



Write the correct number word next to each number you see.

one      two      three

2 \_\_\_\_\_

1 \_\_\_\_\_

3 \_\_\_\_\_

2 \_\_\_\_\_

1 \_\_\_\_\_

3 \_\_\_\_\_

## Take-Home Activity – Pre-primer Lesson 6

Trace each new word and read it.

red

blue

yellow


one

two


three

Color the kites.


three yellow




one blue



one red



two yellow



Read the sentences.

The boy said, "I see **two yellow** balls."

The girl said, "I see **one red** ball."

Mother said, "I see **three blue** balls."

**Parents:**

Write each word on an index card and use as flash cards. This will help build quick recognition of basic sight words and help your child become a fluent reader.