
Name - - - - -


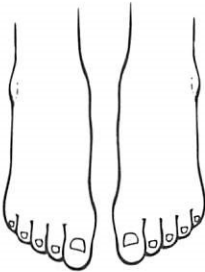
Find the Rhyme

Circle the pictures in each row that rhyme.


1.




2.



3.



4.



10



To the Teacher: Review the picture names with students.
(1. sleep, leaf, sweep; 2. feet, sheep, peep; 3. red, beep, bed; 4. mop, ten, top)

Distinguishing rhyming words




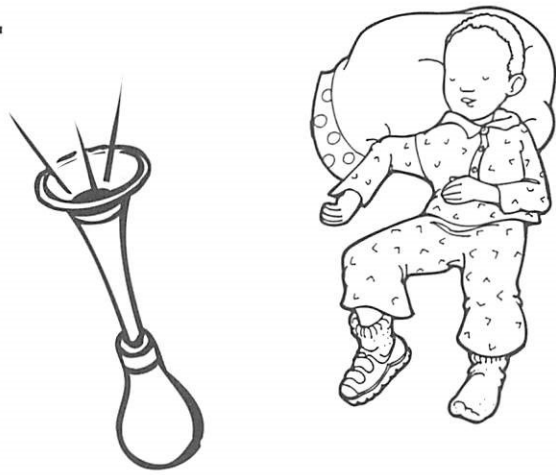
Name _____

Rhyming Pairs

Say the names of the pictures.

Circle 😊 if the pictures rhyme.

Circle ☹️ if the pictures do not rhyme.


<p>1.</p>  <p>😊 ☹️</p>	<p>2.</p>  <p>😊 ☹️</p>
<p>3.</p>  <p>😊 ☹️</p>	<p>4.</p>  <p>😊 ☹️</p>

To the Teacher: Review the picture names with students.
(1. jeep, sweep; 2. feet, sheep; 3. leaf, peep; 4. beep, sleep)






Finding rhyming pairs

Name - - - - -

Hug Bug



Color the picture if it rhymes with **bug**.



To the Teacher: Review the picture names with students.
(rug, top, hug, mug, jug, sun)

Identifying words that rhyme