

CHINO VALLEY
UNIFIED SCHOOL DISTRICT

Distance
Learning

Academic
Resources for
Parents

DENISE DELORIA, INSTRUCTIONAL COACH
SPECIAL EDUCATION DEPARTMENT

Topics



- Student participation/motivation
- Technology resources
- Math resources
- Reading resources
- Written Language resources





Introduction

Click Here 

Student participation

Create a schedule

Get your child's input

Revisit the schedule weekly

CLICK HERE 

One
possibility



8:30-8:45	Set up work area
8:45-9:15	Reading and Language Arts
9:15-9:30	Break
9:30-10:00	Continue Language Arts
10:00-11:00	Math
11:00-11:20	PE
11:20-11:40	Lunch.....


Student Participation

Set a timer

Click here



Another possibility



Movement

CLICK HERE



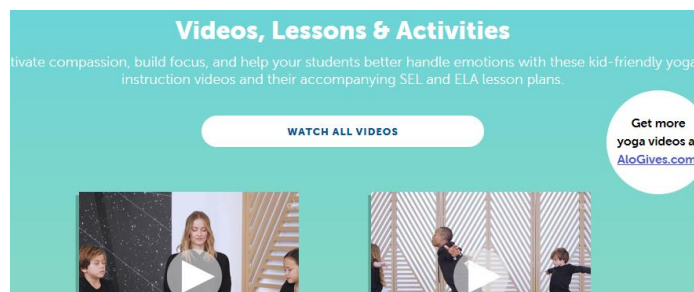
Yoga

<http://www.scholastic.com/yogaintheclassroom/?eml=snp/e/20200308>

http://www.scholastic.com/yogaintheclassroom/?eml=snp/e/20200308_SNP_alo_gen_SL2/&ET_CID=20200308_SNP_Alo

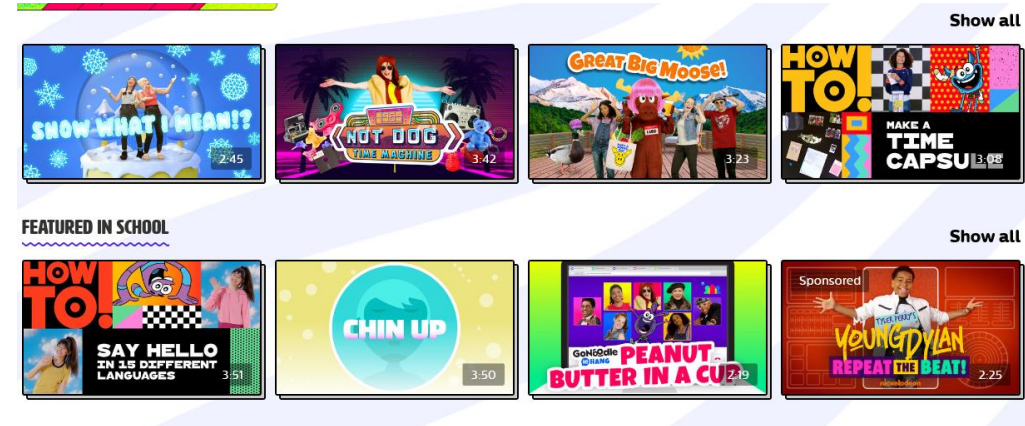
[Yoga_Gen_SL2_PK2_ACQ_28285&ET_RID=1091416384#yoga](http://www.scholastic.com/yogaintheclassroom/?eml=snp/e/20200308_SNP_Alo_Yoga_Gen_SL2_PK2_ACQ_28285&ET_RID=1091416384#yoga_resources)

[resources](#)



A bit silly and fun

<https://family.gonoodle.com/>



Technology

- <https://www.chino.k12.ca.us/Page/32069>

- Once you open page, scroll down for resources

- How to write on virtual worksheets
- How to write in a different language



Computer Functionality / General Access

Helping Students with Technology Issues

Students may not know how to describe their problems with technology. These "leading questions" may help you help them.

[Click image above for complete infographic.](#)

and my STUDENT USERNAME (aka Network ID, Network Username)?

teacher, or call Distance Learning Hotline between 8am to 3 pm at (909) 628-1202 ext. 1080 OR email dpport@chino.k12.ca.us

Technology



- Windows 10 Accessibility Tools

- <https://www.chino.k12.ca.us/cms/lib/CA01902308/Centricity/Domain/730/Windows%20Accessibility.pdf>
- 

Chromebook Accessibility Tools

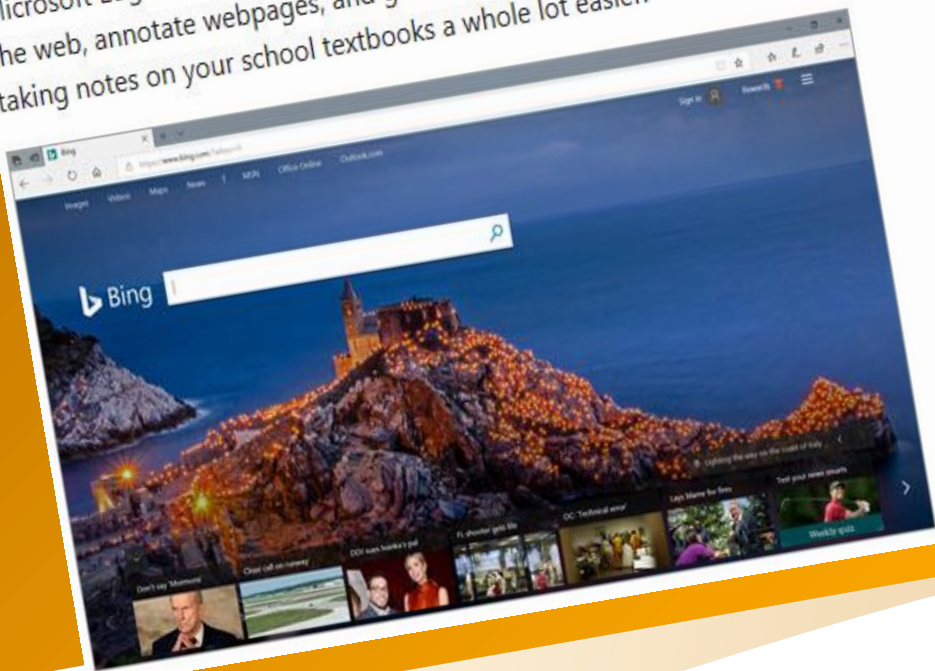
- <https://www.chino.k12.ca.us/cms/lib/CA01902308/Centricity/Domain/730/Chromebook%20Accessibility.pdf>



Access your textbooks virtually in Edge

Want to have your textbooks read aloud to you? Or how about writing on your textbooks?

Microsoft Edge is the faster, safer browser built for Windows 10. Edge gives you new ways to find stuff on the web, annotate webpages, and get help from Cortana. And now, Edge makes reading, annotating, and taking notes on your school textbooks a whole lot easier.



TECH

Access for
textbooks and more



<https://support.office.com/en-us/article/access-your-textbooks-virtually-in-edge-466922d3-d06d-49d9-b8dd-210f87e6135e>

Technology

List of resources from the California Department of Education for Distance Learning and Students with Disabilities

<https://www.cde.ca.gov/ls/he/hn/appendix1.asp#four>

4. Supporting Students with Disabilities in Distance Learning

Resources to help support students with disabilities complete tasks and assignments and adjust to new routines in the transition to distance learning.

- [Top 12 Websites for Children With Learning Disabilities](#) (article)
- [Can Do! Kids!](#) provides resources for helping students focus on the skills and strengths they possess through guided self-assessments
- AdaptiveWorksheets.com allows parents and teachers to create their own worksheets or print existing worksheets. Not all of their resources are free, but the resources listed here are: <http://www.adaptiveworksheets.com/free.html>
- [The Special Student Services Blog by Juanita Pritchard](#) provides guidance for supporting students with significant cognitive disabilities who have been classified as moderate/severe/profound.

Technology

Translation

- Use “Dictate” in Outlook/Home
- Adapt “settings” in Windows
- Search specific language+translate
- <https://www.spanishdict.com/>



CVUSD Online Learning

To support families during this challenging time amidst the coron
developed optional enrichment resources stud

[Transitional Kindergarten](#)

[Kindergarten](#)

[Grade 1](#)

[Grade 2](#)

Overall curriculum

Grade level curriculum enrichment

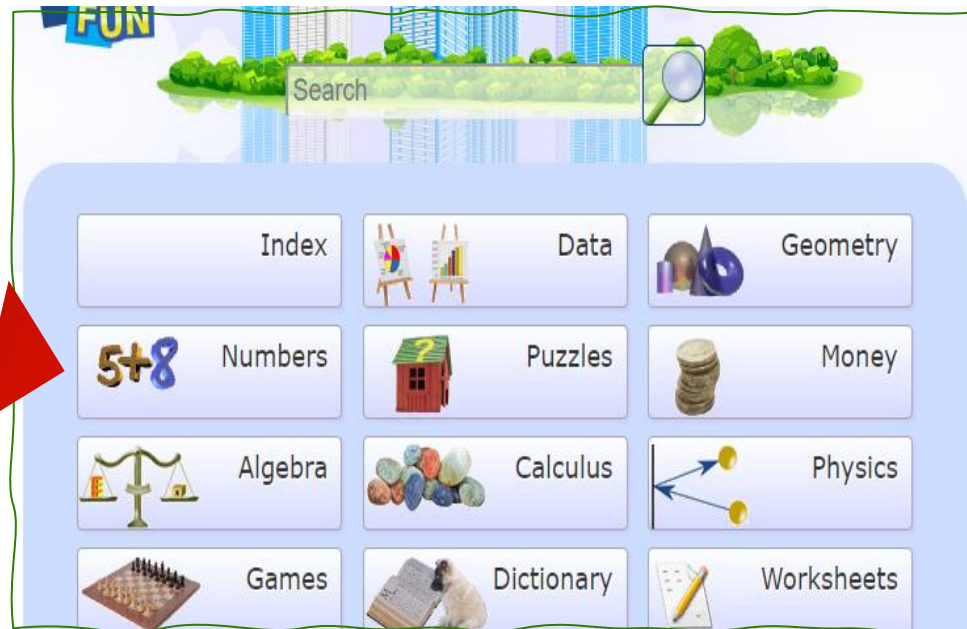
<https://www.chino.k12.ca.us/Page/30857>

- Search any grade level for items of interest to your student.

Math

Examples and how-to videos:

<https://www.mathsisfun.com/index.htm>



Decimals, Fractions and Percentages

Decimals, Fractions and Percentages are just different ways of showing the same value:



A Half can be written...

As a fraction: $\frac{1}{2}$

As a decimal: 0.5

As a percentage: 50%

A Quarter can be written...

Math tips



- If a student is easily distracted by visual stimuli on a full worksheet or page, a blank sheet of paper can be used to cover sections of the page not being worked on at the time.
- Windows can be used to display individual math problems.
- Have students turn lined paper vertically for math. Lined paper can be turned vertically to help students keep numbers in appropriate columns while computing math problems. Graph paper can also be used, putting a number in each box.
- Number lines, counters, calculators, and other assistive technology can help students compute once they understand the mathematical operations.



Math

Key words in word problems

Addition

- In all added both
- Cost perimeter total
- Spend more sum
- Together got found
- All together earned bought

Subtraction

- Left spent lost ate
- Sold more than empty away
- Most change how many are not ____
- Fewer buy how much ____er
- How many more how many ____er
- How much more remaining
- How many are ____ difference

Math

Key words in word problems

Multiplication

- In all on each per
- For all in a at each
- Times product of each
- All together area

Division

- Quotient per share
- In each rows each
- Average in a ____



Multiplication


Practice creating a
multiplication chart to
reinforce multiplication and
division skills

Use dots to skip count

....

1	2	3	4	5	6	7	8	9	10
2									
3				15					
4									
5									
6									
7									
8							64		
9									
10									





Math is fun!

<https://app.legendsoflearning.com/login/>

Login

Create an account

Create an avatar

Use math calculations to earn points to play!

Science experiments

Experiments using household items from the San Francisco Exploratorium

<https://www.exploratorium.edu/learn>

Tinker Around Your House

These Tinkering Studio projects encourage you to “think with your hands” using items you already have around the house. [See all Tinkering Studio projects.](#)

Projects



Cardboard Automata

Explore mechanical elements such as cams, levers, and linkages to create your own moving sculpture.



Chain Reaction

Rube Goldberg-inspired cause and effect contraptions using everyday materials and found objects.



Cranky Contraptions

Wood and wire kinetic sculptures that animate a character or scene when the handle is turned.



The Tinkering Studio's Projects

Learn how you too can enjoy our activities in your kitchen, garage, classroom, and community.

sketch
pad

The Tinkering Studio Blog

A behind the scenes look at activities and ideas we're exploring

Science

Scientific vocabulary definitions

<https://www.experiland.com/science-glossary/#m>

Science Glossary

Experiland > Science Glossary

What exactly does the terms mean?

A B C D E F G H I J K L M N O P Q R S T U V W X Y Z

1/2 Glossary - A

Acid

Any water-soluble compound having a sour taste and capable of turning litmus red and reacting with a base to form a salt. Acid has a pH-level of less than 7.0 (A pH of 7 is neutral).

Acid rain

Rain which is unusually acidic (pH of less than the natural range of 5 to 6), caused mainly by atmospheric pollution with sulphur dioxide and nitrogen compounds.

Language Arts

Learning Tools for Word Online

Help with

- Decoding
- Fluency
- Comprehension

The next four slides will give instruction on use. Also see:

<https://www.chino.k12.ca.us/cms/lib/CA01902308/Centricity/Domain/730/Chromebookl%20Accessibility.pdf>



The Learning Tools features in Word Online help everyone improve their reading skills, including gifted learners, people with learning differences or a combination of any of the broad range unique learning abilities.

Why use Learning Tools? From research, we know reading requires the following three abilities:

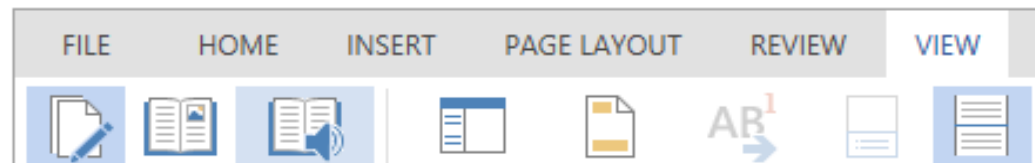
- **Decoding** – the ability to pronounce words the right way.
- **Fluency** – the ability to read quickly and accurately.
- **Comprehension** – the ability to understand what you read.

Word Online has built the following learning tools that help you develop and enhance these abilities.

- **Immersive Reader** feature reads text out loud with simultaneous highlighting which improves decoding, fluency, and comprehension while sustaining focus and attention.
- **Text options** feature optimizes the font size and spacing to improve the reading fluency for users who suffer from visual crowding issues.
- **Parts of Speech** allows you to choose syllabification that shows breaks between syllables to improve word recognition and decoding. Also, this feature simplifies comprehension by adding colored text for nouns, verbs and adjectives.

How to use Learning Tools?

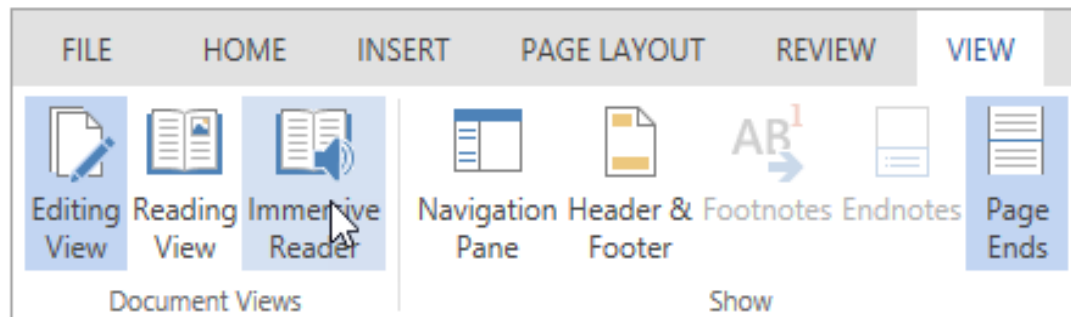
1. Open any Word document online.
2. On the **View** tab, in the **Document Views** group, select **Immersive Reader**.



Reading tools

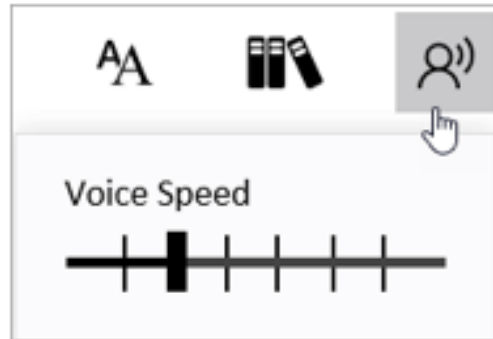
How to use Learning Tools?

1. Open any Word document online.
2. On the **View** tab, in the **Document Views** group, select **Immersive Reader**.



Your document loads within Immersive Reader.

3. You can do one or more of the following depending on how you want learning tools to help you focus on the content in your document.
 - o **Immersive Reader**
 - o Choose **Play**. Narrator starts reading your document aloud. The narrator starts reading from the top of your page by default, unless you have selected a word, in which case it will start reading from the selected word. Choose Pause to stop narration.
 - o Select **Voice Settings** on the top right of the document to change the speed of narration.



- The Close icon stops narration and exits the **Immersive Reader**.
- **Text Options**
- You can change the appearance of your document by using the Text options. The text options bring more attention to the content and remove visual distraction.
- Set Text size, Spacing, Font and Theme that suit your learning needs. Text size can be increased or decreased, Spacing between letter and words can be increased or decreased. The Theme color you select becomes the background for your text in the document.

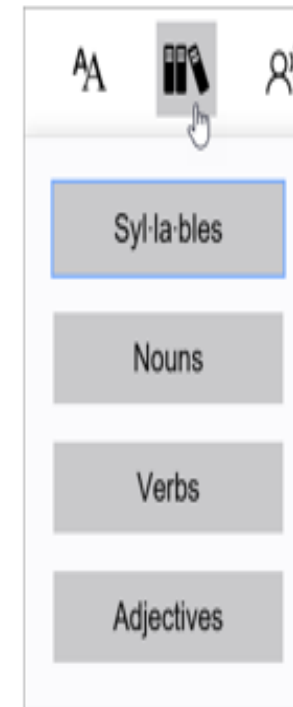
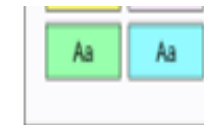


Parts of Speech



Parts of Speech

- Simplifies comprehension and help you improve word recognition and decoding.
- Select one of the following under Part of Speech:
 - **Syllables** to show syllabification of words in your content, it breaks words as syllables. This helps improve word recognition and pronunciation.
 - **Nouns** to highlight nouns in your document in purple.
 - **Verbs** to highlight verbs in your document in red.
 - **Adjectives** to highlight adjectives in your document in teal.



Language Arts

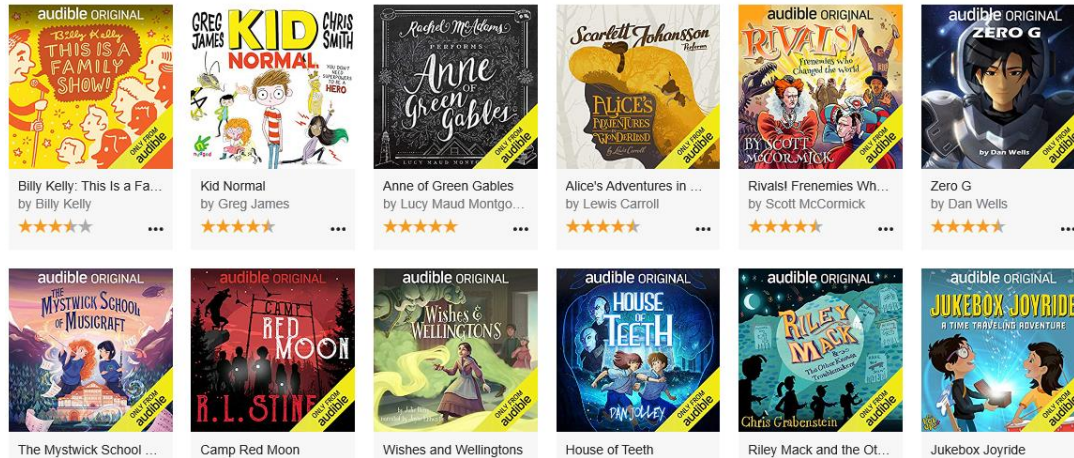


- **TK-9 ELA (English Language Arts)**
- Various subjects Scholastic Learn at Home "Day-by-day projects" to keep kids reading, thinking, and growing"
- Easily choose your child's grade level and choose books, videos, and activities for learning.
- https://classroommagazines.scholastic.com/support/learnathome.html?promo_code=6294&eml=CM/smd/2020031

Language Arts

Discover Elementary

94 Books



- TK-12 ELA (English Language Arts)
- Audible is providing a large collection of stories for children to listen to at no cost. Stream on desktop, laptop, phone, tablet.
- <https://stories.audible.com/start-listen>

Written Language

Sentence frame

Assists students in
sentence
formation




Sentence frame

- Teacher/Parent writes most of a sentence, then student fills in blank.
- Example: My favorite food is spaghetti.
- Then student may copy the sentence to another page.



Written Language

- Paragraph frame
 - Assists students in paragraph formation
- 

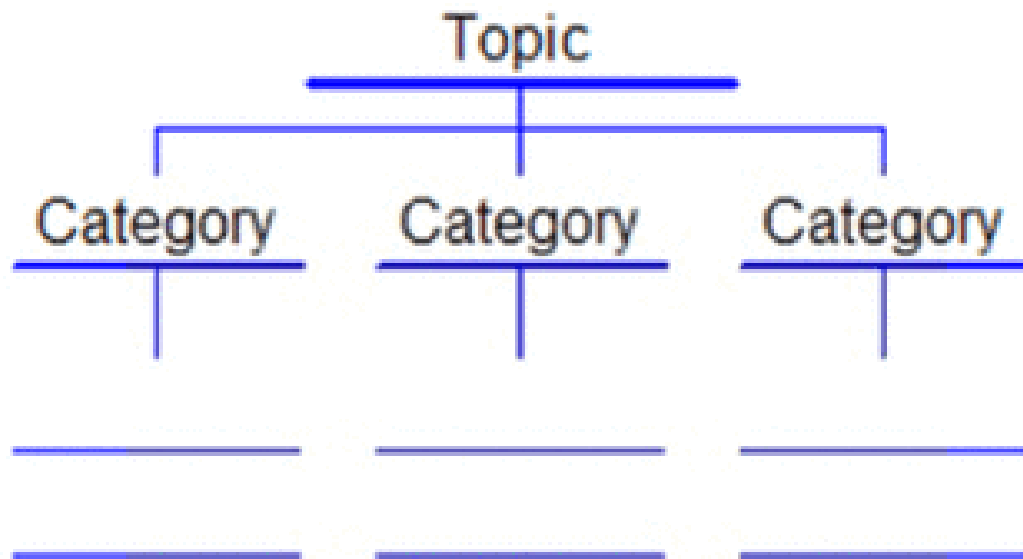
- Paragraph frame
- Teacher/parent composes most of the paragraph, then the student fills in the blank spaces.
- Example:
 - The pet I would most like to have is a _____. One reason I would like to have a _____ is _____.
 - Another reason a _____ would be a great pet is _____.
 - The third reason a _____ could be such a great pet is _____.
 - A _____ would be my favorite pet!

Written Language



Graphic Organizers

- Used to organize thoughts before writing
- Assist writer to brainstorm ideas
- Can be used for a specific type of writing such as comparing and contrasting
- Support previous classroom learning




<https://thinkingmaps.weebly.com/types-of-maps.html>

Written Language

Graphic Organizers

- <https://www.teachervision.com/lesson-planning/essential-resources>
- Set up a free account and access free resources-including support for families



CLICK HERE



You're
Awesome!

Denise DeLoria – Elementary Special Education Coach
Contact Information: Denise_DeLoria@chino.k12.ca.us

