

Directions for your first visit to your teacher's Google Classroom

1. From teacher's homepage click on

Classlink access

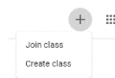
2. Find and Click on Google Classroom student



3. You will see a screen that says no classes here.

Find and click on the + sign to add your teacher's Google classroom. + 

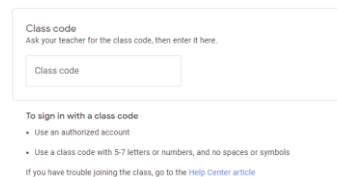
Next you will see this.



4. Click on Join class

Join class

Next you will see this.

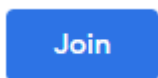


5. Click on the words Class code before you type in our class code, and you will see this blue box with a blinking cursor.



6. Enter the class code d7rw5rd

7. In the upper right hand corner find the blue button "Join".



8. On the large box with your teacher's name right under the teacher's name you will see a "Meet Link".



9. Click on Meet Link. **Meet link** <https://meet.google.com/lookup/>

10. Click on Join now.



11. Mute your microphone in Google Meets at the bottom of the screen. On  Off 