

Task	Question Stems
Talk About a Scene	<p>Look at the picture. I am going to ask you some questions about it.</p> <ul style="list-style-type: none"> • <i>What is the ____ doing? What are these ____?</i> • <i>What is this ____ about? How do you know?</i> • <i>Tell me about what ____ can do with _____. Describe what ____ is/are doing.</i> • <i>Describe what is on the _____. Tell me something else about the picture_____.</i> <p>Tip: Provide pictures of scenes in school or home. Model answering questions using a complete thought or idea.</p>
Support an Opinion	<p>I am going to ask you for your opinion.</p> <ul style="list-style-type: none"> • <i>Your ____ has a choice of ____ or _____.</i> • <i>You and your ____ have a choice of ____ or _____.</i> • <i>What do you choose for your ____ to ____? _____ or _____?</i> • <i>Why do you think ____ is better?</i> <p>Tip: Provide two pictures. Model making an opinion and supporting it with a relevant reason. Model using opinion language: In my opinion, I think, I believe ...</p>
Retell a Narrative (RL)	<p>Look at the pictures.</p> <ul style="list-style-type: none"> • <i>I am going to tell you a story about the pictures. Listen carefully. You will hear the story only once. When I am finished, you will use the pictures to tell the story back to me.</i> • <i>Now use <u>all</u> the pictures to tell the story back to me.</i> <p>Tip: Model retelling using four pictures AND ordinal words: first, next, then, after that, last....</p>
Summarize and Academic Presentation (RI)	<p>I will read some information to you.</p> <ul style="list-style-type: none"> • <i>I am going to tell you about _____. Listen carefully. You will hear the information only once. When I am finished, you will tell me about _____.</i> • <i>Now it is your turn. Tell me what you learned about _____. Use the pictures to help you.</i> <p>Tip: Model summarizing the main points and at least one detail from the presentation. Use at least two pictures.</p>

Task	Question Stems
Listen to Short Exchange	<p>Listen to a conversation between a ____ and a ____. Listen carefully.</p> <ul style="list-style-type: none"> • <i>The ____ says, “ ____?”</i> • <i>The ____ says, “ ____.”</i> • <i>What does the ____ want to do?</i> <p>Tip: Use pictures and create a short conversation between two speakers/subjects in a school setting. Provide three written answer choices. Read choices aloud. Point to the written answer choices.</p>
Listen to a Story (RL)	<p>Listen carefully as I read you a story. You will hear the story only once. When I am finished, I will ask you some questions.</p> <ul style="list-style-type: none"> • <i>What does ____? Where ____? When ____? Why ____? Who ____?</i> <p>Tip: Use short stories with picture support. Provide three written answer choices. Read choices aloud. Point to the written answer choices. Model asking and answering questions about key details in the story.</p>
Listen to an Oral Presentation (RI)	<p>Listen as I tell you about ____. Listen carefully. You will hear the information only once. When I am finished, I will ask you some questions.</p> <ul style="list-style-type: none"> • <i>Focus on basic facts, key details, and simple comprehension, using "who," "what," "where," "when," and "why" to guide the questioning.</i> <p>Example:</p> <ul style="list-style-type: none"> • <i>What is the picture about? Who is in the picture? What color is the ____?</i> • <i>Where does the ____ (live, sleep)?</i> • <i>What is one thing that ____ like(s) to do? Why is ____ important?</i> <p>Tip: Provide pictures related to the informational text presentation. Ask three questions about the presentation (RI text). The answer choices may be pictures or text. Model answering questions using the language from the presentation.</p>



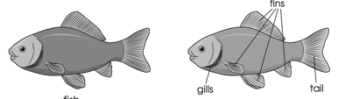



DOMAIN: READING

Task	Question Stems
Read and Choose a Word	<p>Look at the picture. Point to the word that matches the picture.</p> <p>Tip: Model using pictures and choosing the word that matches the picture. Use pictures with three written answer choices.</p>
Read and Choose a Sentence	<p>Look at the picture. Point to the sentence that matches the picture.</p> <p>Tip: Model using pictures and choosing the sentence that matches the picture. Use pictures with three written answer choices.</p>
Read a Short Informational Passage (RI)	<p>Now you are going to read a text on your own. I will ask you questions about what you have read.</p> <ul style="list-style-type: none"> <i>Focus on basic facts, key details, and comprehension, using "what," "who," "how," and "why" to guide the questioning.</i> <p>Tip: Provide a short informational passage. A picture related to the passage may be included. Ask at least three questions about key details in the passage.</p>
Read a Literary Passage (RL)	<p>Now you are going to read a text on your own. I will ask you questions about what you have read.</p> <ul style="list-style-type: none"> <i>Focus on comprehension using "who," "what," "where," "when," and "why" to guide the questioning.</i> <i>Ask questions to describe characters, settings, and major events in the story.</i> <p>Tip: Provide a short passage. Model asking and answering questions about the story elements.</p>
Read an Informational Passage (RI)	<p>Now you are going to read a text on your own. I will ask you some questions about what you have read.</p> <ul style="list-style-type: none"> <i>Focus on comprehension using "who," "what," "where," "when," and "why" to guide the questioning.</i> <i>Ask questions to identify main topic and retell key details of the text.</i> <p>Tip: Provide a short informational passage. Model asking and answering questions about key details.</p>

DOMAIN: WRITING

Task	Question Stems
Write a Story together with Scaffolding	<p>We are going to write a story together.</p> <ul style="list-style-type: none"> • <i>The title of the story is ____.</i> • <i>The first letter is missing from the word “ ____.” Say the word “ ____.”</i> • <i>Now write the first letter of the word “ ____.”</i> • <i>The first sentence in the story is ____.</i> <i>The second sentence should say ____.</i> • <i>The word “ ____” is missing from the story. Say the word “ ____.” Now write the word “ ____.”</i> • <i>Now it is your turn to write the end of the story. How should the story end?</i> • <i>Write your sentence. Read your writing to me.</i> <p>Tip: See image on resource page.</p>
Write an Informational Text Together	<p>I am going to tell you some information about ____.</p> <p>Listen carefully. Then we will write about what we have learned. Let's write about what we learned.</p> <ul style="list-style-type: none"> • <i>The first sentence is: ____.</i> • <i>I have a sentence to add. I will say the sentence and you will write the sentence.</i> • <i>They ____.</i> • <i>Let's read what we have written so far.</i> • <i>Now it is your turn to add a sentence. Listen while I re-read the information. Listen carefully so you can write your own sentence.</i> • <i>Write your sentence. Read your writing to me.</i> <p>Tip: See image on resource page.</p>
Describe a Picture	<p>Let's write a brief description about what is happening in a picture.</p> <p>Tip: Provide pictures to practice writing a sentence that include descriptive vocabulary. See image on resource page.</p>
Write About an Experience	<p>You are going to write about something that happened to you. You should write at least one sentence. Use descriptions, details, and examples to make your writing interesting.</p> <ul style="list-style-type: none"> • <i>Write about a time when you ____.</i> <i>Where did you go? What did you do?</i> <p>Tip: Model writing a short personal narrative recounting at least two sequenced events. Use temporal words.</p>

DOMAIN: WRITING

Task	Resource: Sample		
<p>Write a Story together with Scaffolding</p>	<p>1-2 _____ lying a _____ ite</p>  <p>Julie is playing outside.</p> <p>3 It is not a windy _____.</p> <p>4 _____</p> <p>Transcription Box</p>	<p>1 Working in the _____ arden</p>  <p>The kids help outside.</p> <p>2 They water the _____.</p> <p>3 _____</p> <p>Transcription Box</p>	<p>Tip: Include a title with missing letters. Model using a short story with at least two sentences.</p>
<p>Write an Informational Text Together</p>	 <p>Fish live in water.</p> <p>5 _____</p> <p>6 _____</p> <p>Transcription Box</p>	 <p>Pigs roll in mud.</p> <p>4 _____</p> <p>5 _____</p> <p>Transcription Box</p>	<p>Tip: Use any short informational text. Model writing two sentences using facts about the topic.</p>
<p>Describe a Picture</p>	<p>7</p> <p>7a Look at the picture. Write a sentence that tells what is happening in the picture.</p>  <p>7 _____</p> <p>_____</p> <p>_____</p>	 <p>6 _____</p> <p>_____</p> <p>_____</p>	<p>Tip: Use any image and model writing one sentence to describe the illustration, image, or picture. Use frequently occurring adjectives.</p>