

Freebie

Engineering DESIGN PROCESS

Created by Taryn Nicholson

A great companion to
Project Based
Learning

ASK

IMAGINE

PLAN


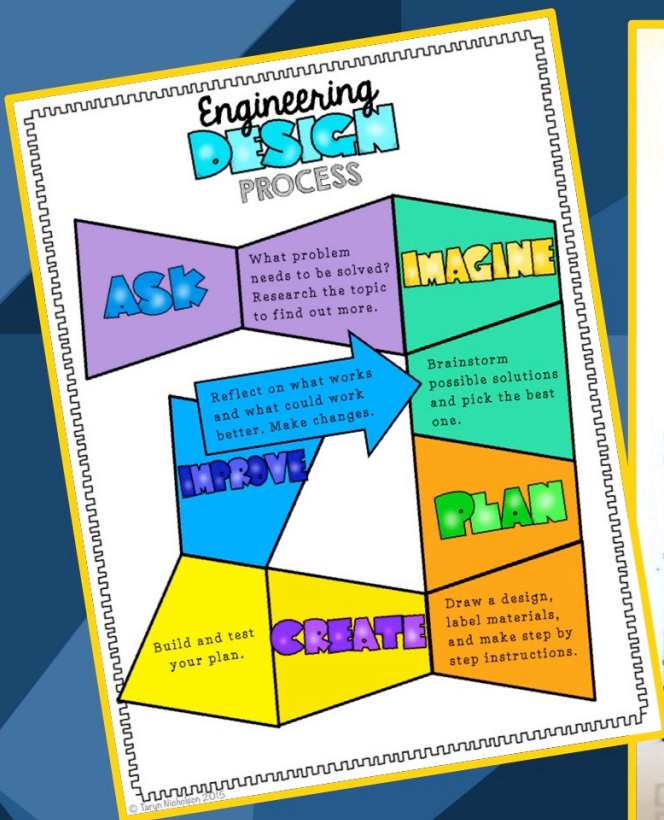
CREATE

IMPROVE

CREATE

a Flip Book plan

for your project based learning activity



ASK

IMAGINE

PLAN

CREATE

IMPROVE

Engineering **DESIGN** PROCESS

ASK

What problem
needs to be solved?
Research the topic
to find out more.

IMAGINE

Brainstorm
possible solutions
and pick the best
one.

Reflect on what works
and what could work
better. Make changes.

IMPROVE

PLAN

Draw a design,
label materials,
and make step by
step instructions.

Build and test
your plan.

CREATE

Name: _____

Solve a problem using the steps in the engineering design process.

Engineering DESIGN PROCESS



Write the steps you will take to complete this design.



improve

create

plan

imagine

ask

Page 2

ask

What problem
needs to be solved?
Research the topic
to find out more.



imagine

Brainstorm
possible solutions
and pick the
best one.



plan

Draw a design,
label materials,
and make step by
step instructions.



create

Build and test
your plan.



improve

Reflect on what
works and what
could work better.
Make changes.
Go back to the Imagine Step.



Glue Here



Cut along the dotted lines

My steps in the engineering design process.

ASK

IMAGINE

PLAN

CREATE

IMPROVE



Cut along the dotted lines

Credit



Clipart by:



Font by:



Visit my Store



THANK YOU

 for downloading this product!

Get **50% off new products** for the first 48 hours after it's posted. Follow my TpT store by clicking on the star to receive updates about new products and **flash freebies**.

Visit my blog at:

Perfectly Imperfect

in second grade