

## Forgot Username or Password

### Forgot Username

1. On the McGraw-Hill Education **Log In** page at **my.mheducation.com**, select the **Forgot your username?** link under the **Username or Email** field.

Mc  
Graw  
Hill  
Education

Please log In

Username or Email

1 [Forgot your username?](#)

Password

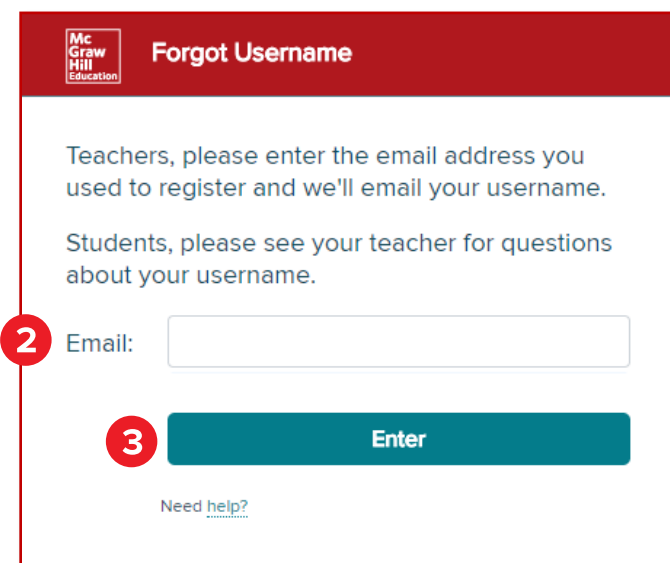
[Forgot your password?](#)

Log in

[Need to create an account?](#) [Need help?](#)

2. On the **Forgot Username** page, enter your email address in the **Email** field.
  - Use the email address you used in registration.
3. Select **Enter**.

Your username will be emailed to you.



**McGraw Hill Education** **Forgot Username**

Teachers, please enter the email address you used to register and we'll email your username.

Students, please see your teacher for questions about your username.

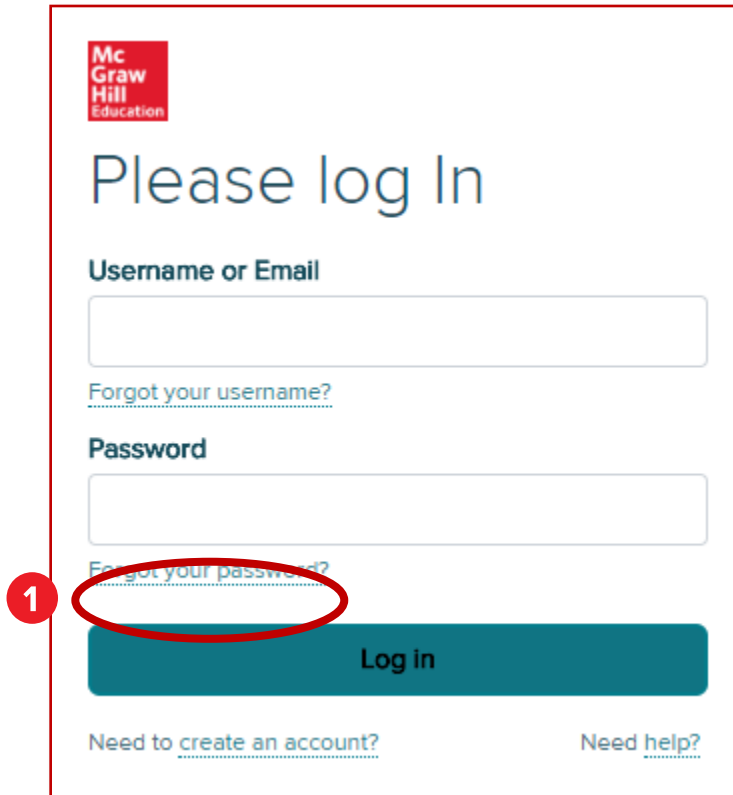
**2** Email:

**3** **Enter**

[Need help?](#)

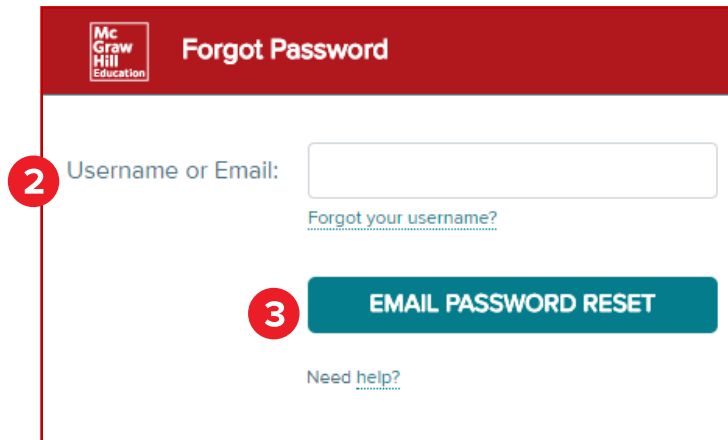
## Forgot Password

1. Select the **Forgot your password?** link under the **Password** field.



The image shows a login page for McGraw Hill Education. At the top left is the McGraw Hill Education logo. Below it is the heading "Please log In". There are two input fields: "Username or Email" and "Password". Under the "Password" field, the link "Forgot your password?" is circled in red. A red circle with the number "1" is placed to the left of this link. Below the input fields is a teal "Log in" button. At the bottom, there are two links: "Need to create an account?" and "Need help?".

2. On the **Forgot Password** page, enter your username or email in the **Username or Email** field.
  - Select the **Forgot your username?** link to access your username.



McGraw-Hill Education

## Forgot Password

2 Username or Email:

[Forgot your username?](#)

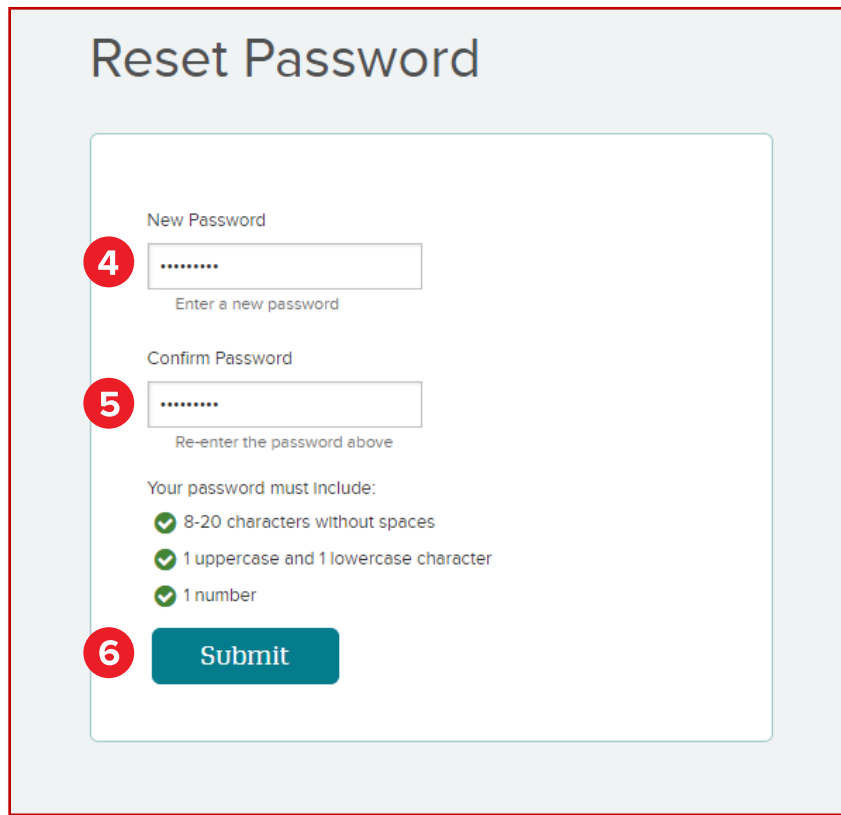
3 **EMAIL PASSWORD RESET**

[Need help?](#)

3. Select **Email Password Reset**.

An email is sent to your account address with a link to reset your password.

4. On the **Reset Password** page, enter your new password in the **New Password** field.



The screenshot shows a 'Reset Password' form. It has two input fields: 'New Password' and 'Confirm Password'. The 'New Password' field is marked with a red circle containing the number 4. The 'Confirm Password' field is marked with a red circle containing the number 5. Below these fields, there is a list of password requirements, each preceded by a green checkmark. At the bottom of the form, there is a teal 'Submit' button, which is marked with a red circle containing the number 6.

## Reset Password

New Password

Enter a new password

Confirm Password

Re-enter the password above

Your password must include:

- ✓ 8-20 characters without spaces
- ✓ 1 uppercase and 1 lowercase character
- ✓ 1 number

Submit

Your password must contain:

- 8-20 characters without spaces
- At least one uppercase and one lowercase character
- One number

5. Confirm your new password by entering it in the **Confirm Password** field.
6. Select **Submit**.

Your password has been reset and you are taken to the **Log In** page.