

***Drawing  
and  
Painting***

***2.2***

***(exercises)***

## ***Standard 3-Exercises***

**Refer to the "Historical Timeline" to complete the following exercises.**

1. In the likeness of a stained glass window, create a mosaic depicting a significant moment in your life.
2. Much of the art from the Renaissance Era told stories or produced images of Christianity. Find a piece of artwork from modern times that depicts a religious point of view.
3. Find symbols in art.
4. Design a visual symbol.

**Refer to the "style description "pages to complete the following.**

5. Use a Venn Diagram to compare and contrast the examples of artwork from the Neoclassic and Post-Impressionism periods.
6. Choose and apply a style.
7. Explain how art reflects culture.
8. Investigate how art reflects your culture.
9. Contemporary issues and art.

## Mosaic

**Sketch out a scene from a significant event in your life. Tear small pieces of paper of various colors and place them on the drawing in a way that covers it with color, but leave some space between figures. Outline the space between the figures with a black marker.**

Title of Your Work:

Significance:

## Religious Art

**Much of the art from the Renaissance Era told stories or produced images of Christianity. Find a piece of artwork from modern times that depicts a religious point of view, and paste a picture of it on this sheet.**

Name of piece:

Name of artist:

Date it was painted:

Country of origin:

Message of the painting:

## Find Symbols in Art

**Find a piece of art work that displays some type of symbol(s). Paste a copy of the piece here.**

Title:

Artist:

Symbols and what they stand for:

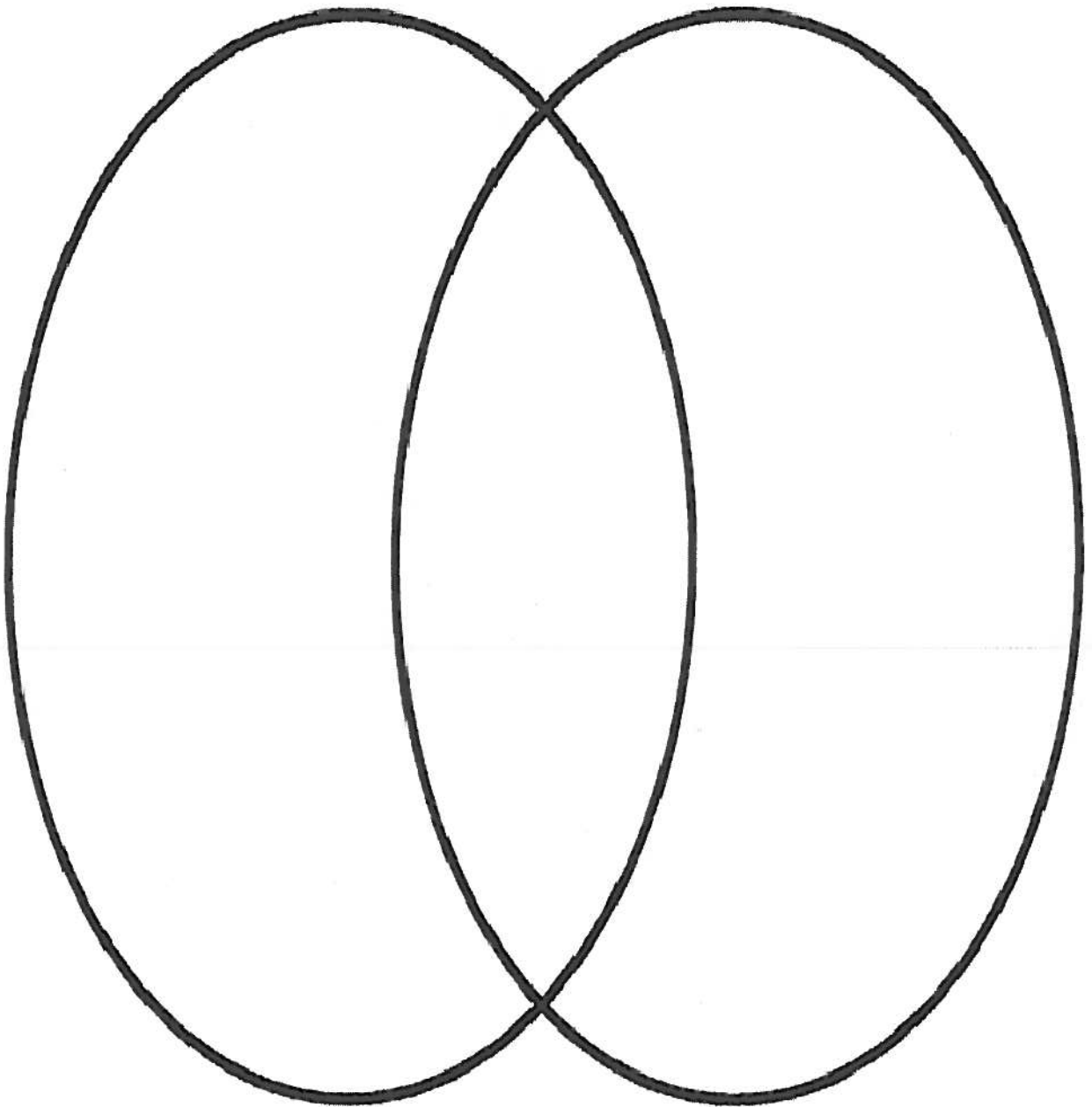
## Design a Visual Symbol

From *The Amolfini Wedding* to a bag of potato chips, symbols are ever present in art. Choose a household item from your cupboard. Design a new logo for the package. The logo should be a symbol for the product inside. Carefully consider the shapes, colors and images you choose.

Product:

Why I chose this design:

**Compare and contrast these examples of artwork from the Neoclassic and Post-Impressionism periods.**



**Of the styles displayed in the reference guide, which do you like best? Use this style to create a piece that reflects either war or peace.**

Title of your work:


Style:



## Art Reflects culture



How does this piece reflect the culture of the time (1400-1520)?



How does this piece reflect the culture of the time (1990s)?

## **Art Reflects YOUR Culture**

**Think of your own cultural background. Find an artist with the same cultural background as you. Find a piece of his/her artwork that you enjoy looking at and paste it on this sheet.**

Title of Work:

Artist:

Place:

Year:

Era:

Cultural Significance:

## Contemporary Issues and Art

List some of the issues facing America today. (Try to put them in the correct category.)

Cultural

Political

Historical

Social

Find a piece of modern art that reflects one of these issues, and paste it on this sheet.

Title of Work:

Artist:


Issue:

## **Standard 4-Exercises**


**Refer to the "Standard 4" to complete the following exercises regarding elements and principles of art.**

1. Practice sketching work by completing the "Enlarging" worksheet.
2. Practice sketching work by completing the "Upside Down" worksheet".
3. Find a piece created by a non-western artist. Sketch the piece. Analyze.
4. Find a piece created by an artist of your choice. Sketch the piece. Analyze.
5. Analyze Hokusai's *Orange Orchids*
6. Analyze Cassatt's *Sisters*
7. Create your own image of either nature or family. Analyze your work.


# Enlarging



1. You may use the grids on the second sheet of "Enlarging," or you may make your own. Clear acetate, plastic, or tracing paper work well for the smaller grid.





2. Attach the  $\frac{1}{2}$ " grid on top of the picture you want to enlarge.



3. Trace the main shapes on the  $\frac{1}{2}$ " grid. You may have to hold your papers against a window with light coming through it to help you see.

4. Attach a clean sheet of paper on top of the larger 1" grid. The lines should faintly show through.




5. Copy the shapes you see in each square of the smaller grid onto the larger paper.



6. Remove the grid, make corrections, and add detail. If the picture you've enlarged was done originally by someone else, remember to sign it "enlarged by" or "copied by" in front of your name.


NAME \_\_\_\_\_

DATE \_\_\_\_\_




# Enlarging

1. You may wish to darken the lines on the larger 1" grid.
2. If you cannot see your picture through the smaller 1/2" grid, you may draw a 1/2" grid directly on the picture. Or, using a ballpoint pen, draw a grid on a piece of clear acetate or on a piece of a plastic bag.

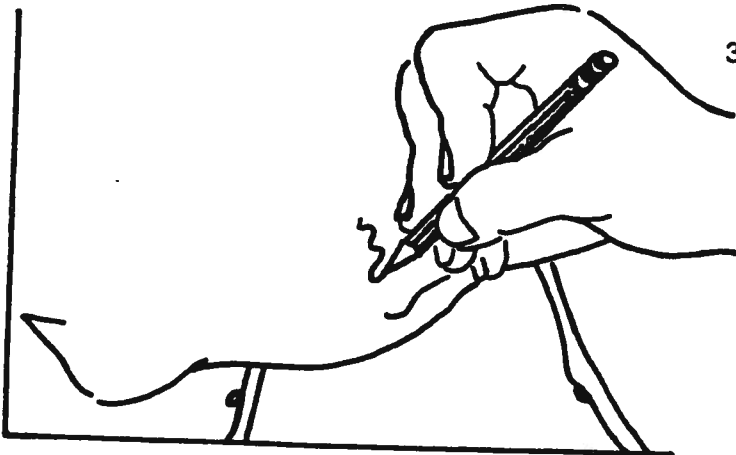


# Upside Down

1. Find a quiet place to work. Turn the picture you want to copy upside down.



2. Start drawing the lines you see at the edge of the picture closest to you. Think only about the direction the lines are going and how far apart they are.



3. Don't think of the lines and shapes as though they are specific things like feet, eyes, or a head. They really are just lines and shapes on a piece of paper. Only when you are completely finished should you turn your drawing right side up.


NAME \_\_\_\_\_

DATE \_\_\_\_\_

# Upside Down



You may use the space below for drawing the upside-down bird or clown. Remember that they are really nothing but lines. Start in one corner and look carefully at the direction of the lines.





**Find a piece created by a non-western artist. Sketch the piece. Analyze.**

Title:

Artist:

Country of Origin:

What beliefs influence the work?

## **Elements of Art**

What types of lines are present in the painting? Explain.

How would you describe the "space" used by the artist?

What colors did the artist use?

What is the texture of the painting? How does the piece "feel"?

## **Design Principles**

Does this painting have a sense of balance? Why or why not?

What is the emphasis of the painting? Where does your eye land first? Why?

Is there a feeling of movement in the piece? What is it?

Does the painting exude a sense of rhythm? How so?

### Art Criticism Operations.

<b>Description</b> <i>(describe everything in the work that is immediately identifiable)</i>	<b>Analysis</b> <i>(describe how well the piece is organized)</i>	<b>Interpretation</b> <i>(describe the meaning mood or idea that is communicated)</i>	<b>Judgment</b> <i>(Decide if the work is successful)</i>

### Theory or Theories Most Prominent

<b>Imitationalism</b>	<b>Formalism</b>	<b>Emotionalism</b>

**Find a piece created by an artist of your choice. Sketch the piece. Analyze.**

Title:

Artist:

Country of Origin:

What beliefs influence the work?

## **Elements of Art**

What types of lines are present in the painting? Explain.

How would you describe the "space" used by the artist?

What colors did the artist use?

What is the texture of the painting? How does the piece "feel"?

## **Design Principles**

Does this painting have a sense of balance? Why or why not?

What is the emphasis of the painting? Where does your eye land first? Why?

Is there a feeling of movement in the piece? What is it?

Does the painting exude a sense of rhythm? How so?

### Art Criticism Operations.

<b>Description</b> <i>(describe everything in the work that is immediately identifiable)</i>	<b>Analysis</b> <i>(describe how well the piece is organized)</i>	<b>Interpretation</b> <i>(describe the meaning mood or idea that is communicated)</i>	<b>Judgment</b> <i>(Decide if the work is successful)</i>

### Theory or Theories Most Prominent

<b>Imitationalism</b>	<b>Formalism</b>	<b>Emotionalism</b>

## **Hokusai's *Orange Orchids***



### **Elements of Art**

What types of lines are present in the painting? Explain.

How would you describe the "space" used by the artist?

What colors did the artist use?

What is the texture of the painting? How does the piece "feel"?

### **Design Principles**

Does this painting have a sense of balance? Why or why not?

What is the emphasis of the painting? Where does your eye land first? Why?

Is there a feeling of movement in the piece? What is it?

Does the painting exude a sense of rhythm? How so?

### Art Criticism Operations.

<b>Description</b> <i>(describe everything in the work that is immediately identifiable)</i>	<b>Analysis</b> <i>(describe how well the piece is organized)</i>	<b>Interpretation</b> <i>(describe the meaning mood or idea that is communicated)</i>	<b>Judgment</b> <i>(Decide if the work is successful)</i>

### Theory or Theories Most Prominent

<b>Imitationalism</b>	<b>Formalism</b>	<b>Emotionalism</b>



## **Cassatt's *Sisters***



### **Elements of Art**

What types of lines are present in the painting? Explain.

How would you describe the "space" used by the artist?

What colors did the artist use?

What is the texture of the painting? How does the piece "feel"?

### **Design Principles**

Does this painting have a sense of balance? Why or why not?

What is the emphasis of the painting? Where does your eye land first? Why?

Is there a feeling of movement in the piece? What is it?

Does the painting exude a sense of rhythm? How so?

### Art Criticism Operations.

<b>Description</b> <i>(describe everything in the work that is immediately identifiable)</i>	<b>Analysis</b> <i>(describe how well the piece is organized)</i>	<b>Interpretation</b> <i>(describe the meaning mood or idea that is communicated)</i>	<b>Judgment</b> <i>(Decide if the work is successful)</i>

### Theory or Theories Most Prominent

<b>Imitationalism</b>	<b>Formalism</b>	<b>Emotionalism</b>

**Create your own image of either nature or family. Analyze your own work.**

## **Elements of Art**

What types of lines are present? Explain.

How would you describe the "space" used?

What colors did you use?

What is the texture of the painting? How does your piece "feel"?

## **Design Principles**

Does this painting have a sense of balance? Why or why not?

What is the emphasis of the painting? Where does your eye land first? Why?

Is there a feeling of movement in the piece? What is it?

Does the painting exude a sense of rhythm? How so?

### Art Criticism Operations.

<b>Description</b> <i>(describe everything in the work that is immediately identifiable)</i>	<b>Analysis</b> <i>(describe how well the piece is organized)</i>	<b>Interpretation</b> <i>(describe the meaning mood or idea that is communicated)</i>	<b>Judgment</b> <i>(Decide if the work is successful)</i>

### Theory or Theories Most Prominent

<b>Imitationalism</b>	<b>Formalism</b>	<b>Emotionalism</b>

## **Standard 5-Exercises**

1. Think about “Art with Purpose” and “Art that Works” while watching the video “Victor Horta House”
2. Think about “Art that Works” while watching the video “Art in the 21<sup>st</sup> Century: Season 1: Place.
3. Think about other careers in art (advertising artist, video game designer, cartoonist, fashion illustrator, urban planner or set designer). Demonstrate your knowledge of one of these careers.
4. Think about “Art for Me”. Visit or take a virtual tour of a museum by visiting Art in Focus: **Museum Web Links**.

(Museum Web links [glencoe.mcgrawhill.com/sites/.../student.../museum\\_web\\_links.html](http://glencoe.mcgrawhill.com/sites/.../student.../museum_web_links.html))



### Quiz Questions For Victor Horta House

Use your browser's Print page function to print this quiz.

**1. Which of the following features was not included in Victor Horta's design of Tassel House?**

- A. internal walls
- B. glass roofs
- C. iron pillars
- D. stairway

**2. With what architectural issue was Victor Horta most preoccupied?**

- A. solving spatial problems
- B. choosing unique materials
- C. mixing architectural styles
- D. limiting the influence of nature

**3. Victor Horta used \_\_\_\_\_ to maximize the appearance of space in the narrow buildings.**

- A. mirrors
- B. tapestries
- C. windows
- D. minimal furniture

**4. While designing the \_\_\_\_\_, his final project, Victor Horta reverted to classical styles of architecture.**

- A. Tassel House
- B. Horta House
- C. Waucquez department store
- D. Rue Saint Ghislaine

**5. What did Victor Horta do during his last 40 years of life?**

- A. He continued designing buildings.
- B. He received offices and honors.
- C. He started his own school for architecture.
- D. He retired quietly.

[« Back to Victor Horta House](#)

[View Answers to Quiz](#)



### Quiz Questions For **Art in the 21st Century: Season One: Place**

Use your browser's Print page function to print this quiz.

**1. What aspect of the steel that makes up Torqued Ellipse does Richard Serra think a viewer should focus on?**

- A. How big it is.
- B. The immovability of the object.
- C. The roundness of the shape.
- D. How the steel has been stretched.

**2. What was Sally Mann's goal in posing her children and taking the same photograph over and over again?**

- A. To make the photograph look spontaneous.
- B. To teach her children discipline.
- C. To have many choices of which photograph to print.
- D. To use many different cameras for the same scene.

**3. What does Margaret Kilgallen think makes a work of art beautiful?**

- A. Imperfections that come from doing everything by hand.
- B. Using earthy colors in the correct combination.
- C. Making the drawings as flat as possible.
- D. Making letters that are straight and easy to read.

**4. What audience is Barry McGee most worried about?**

- A. Gallery owners.
- B. 12- or 13-year-old graffiti artists.
- C. Homeless people who ride in freight cars.
- D. An ordinary viewer.

**5. What experience is Pepon Osorio's "No Crying Allowed in the Barbershop" based on?**

- A. The movie "Barbershop."
- B. His first haircut when he was a child.
- C. Visiting barbershops in Latino neighborhoods.
- D. Being teased about his kinky hair when he was a child.

« [Back to Art in the 21st Century: Season One: Place](#)

[View Answers to Quiz](#)



**Think about other careers in art (advertising artist, video game designer, cartoonist, fashion illustrator, urban planner or set designer). What might a final product from this career look like? Draw and color your interpretation of the final product. Explain what you have drawn and why you chose it:**

Career:

Explain Your Drawing:

**Choose a piece from your virtual tour. Sketch and color the piece here.**

**Title:**

**Artist:**

**Country of Origin:**

**Message:**

### ***Final Project***

***Choose several objects that reflect your personality. Arrange the objects in a way that is pleasing to view. On a separate surface, draw and color the still life.***

What is the title of your work?

What do the objects symbolize?

What artistic style did you follow to create your piece?

What elements and principles of art did you incorporate?