


Creating a Portal Account – Parent Instructions

Once you have provided the site with the necessary registration documents and they have imported your student's data you will receive an email from webmaster@chino.k12.ca.us

Please follow the steps below to create your parent portal account.

Aeries Parent Portal - New Parent/Guardian Account Created

 Webmaster@chino.k12.ca.us
To Anderson, Lori
If there are problems with how this message is displayed, click here to view it in a web browser.

CAUTION: This email originated from outside of the CVUSD organization. DO NOT CLICK links or open attachments unless you recognize the sender and know the content is safe.

Dear [CON.NM]:

This email is to inform you that an Aeries Parent Portal account has been created using this email address. This account will allow you to view student information about **Student Name** and participate in Data Confirmation.

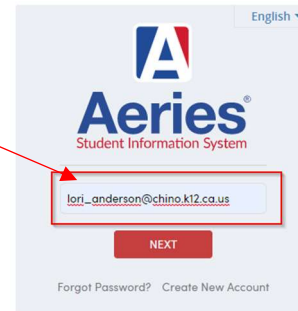
Click: [Aeries Parent Portal](#)

Add Username/email: lori_anderson@chino.k12.ca.us
Click Next

Add Password: B967N6H4
Click SIGN IN

You will be prompted to change your password.

Molly Large
Principal
Edwin Rhodes Elementary School
(909)364-0683
molly_large@chino.k12.ca.us

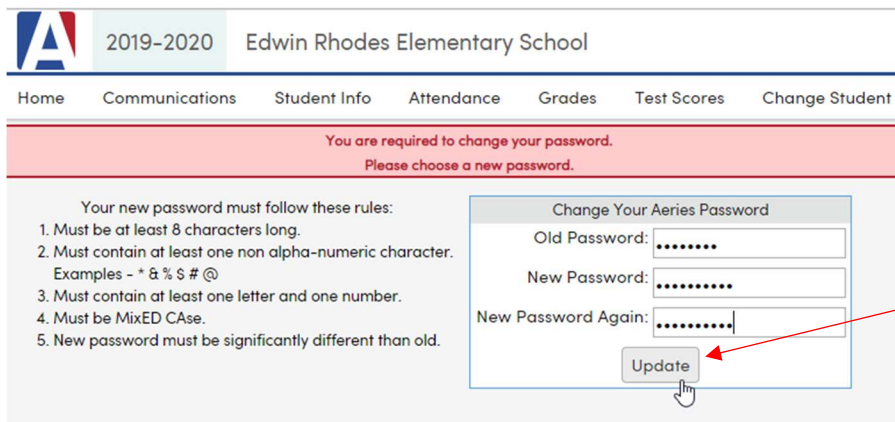


2. Add Username/email – Click **Next**



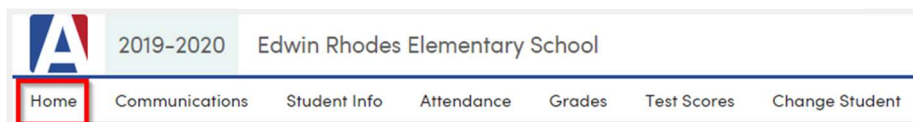
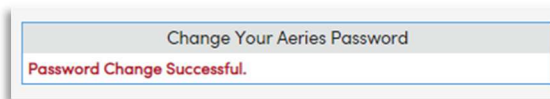
3. Add Password – Click **Sign In**

1. Click [Aeries Parent Portal](#)



You Will be prompted to change your password.

4. Click **Update**



5. Click **Home**.