


Newton's Third Law

Nellie Newton holds an apple weighing 1 newton at rest on the palm of her hand. *Circle the correct answers:*

- To say the weight (W) of the apple is 1 N is to say that a downward gravitational force of 1 N is exerted on the apple by (the Earth) (her hand).
- Nellie's hand supports the apple with normal force N , which acts in a direction opposite to W . We can say N (equals W) (has the same magnitude as W).
- Since the apple is at rest, the net force on the apple is (zero) (nonzero).
- Since N is equal and opposite to W , we (can) (cannot) say that N and W comprise an action-reaction pair. The reason is because action and reaction (act on the same object) (act on different objects), and here we see N and W (both acting on the apple) (acting on different objects).
- In accord with the rule, "If ACTION is A acting on B, then REACTION is B acting on A," if we say action is the Earth pulling down on the apple, reaction is (the apple pulling up on the Earth) (N , Nellie's hand pushing up on the apple).
- To repeat for emphasis, we see that N and W are equal and opposite to each other (and comprise an action-reaction pair) (but do *not* comprise an action-reaction pair).



To identify a pair of action-reaction forces in any situation, first identify the pair of interacting objects involved. Something is interacting with something else. In this case the whole Earth is interacting (gravitationally) with the apple. So the Earth pulls downward on the apple (call it action), while the apple pulls upward on the Earth (reaction).



Simply put, Earth pulls on apple (action); apple pulls on Earth (reaction).



Better put, apple and Earth *pull on each other* with equal and opposite forces that comprise a *single* interaction.

- Another pair of forces is N [shown] and the downward force of the apple against Nellie's hand [not shown]. This pair of forces (is) (isn't) an action-reaction pair.
- Suppose Nellie now pushes upward on the apple with a force of 2 N. The apple (is still in equilibrium) (accelerates upward), and compared with W , the magnitude of N is (the same) (twice) (not the same, and not twice).
- Once the apple leaves Nellie's hand, N is (zero) (still twice the magnitude of W), and the net force on the apple is (zero) (only W) (still $W - N$, which is a negative force).

It will
draw it!

CONCEPTUAL **Physical Science** PRACTICE SHEET


Chapter 2: Newton's Laws of Motion
3rd Law

Your thumb and finger pull on each other when you stretch a rubber band between them. This pair of forces, thumb on finger and finger on thumb, make up an action-reaction pair of forces, both of which are equal in magnitude and oppositely directed. Draw the reaction vector and state in words the reaction force for each of the examples a through g. Then make up your own example in h.



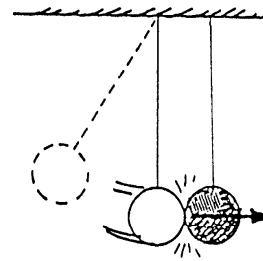
Thumb pulls finger

Finger pulls thumb



Foot hits ball

a _____




White ball strikes black ball

b _____




Earth pulls on moon

c _____



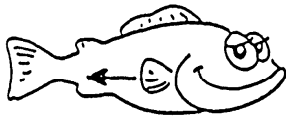
Tires push backward on road

d _____




Wings push air downward

e _____



Fish pushes water backward

f _____



Helen touches Hyrum

g _____

h _____

YOU CAN'T TOUCH
WITHOUT BEING TOUCHED—
NEWTON'S THIRD LAW


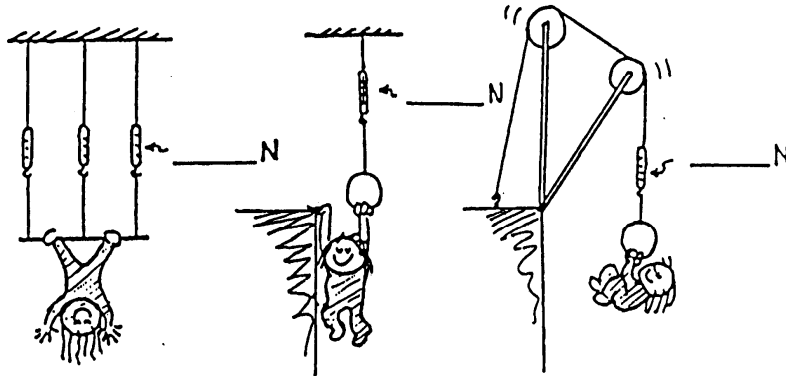
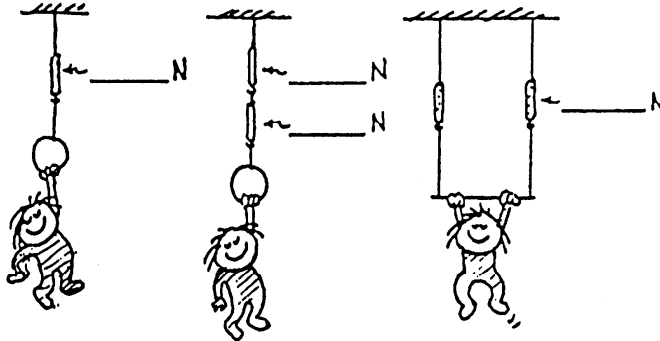


Hewitt
Dr. Hewitt!


CONCEPTUAL **Physical Science** PRACTICE SHEET

Chapter 2: Newton's Laws of Motion
Statics

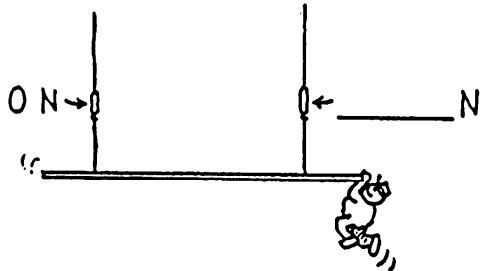
1. Gymnast Nellie Newton hangs from a variety of positions as shown. Since she is not accelerating, the net force on her is zero. This means the upward pull of the rope(s) equals the downward pull of gravity. She weighs 300 N. Show the scale reading for each case.



2. When Burl the painter stands in the exact middle of his staging, the left scale reads 500 N. Fill in the reading on the right scale. The total weight of Burl and staging must be _____ N.



3. Burl stands farther from the left. Fill in the reading on the right scale.



4. In a silly mood, Burl dangles from the right end. Fill in the reading on the right scale.

Draw it!