

Graphing Logarithmic Functions

Find the vertical asymptote, domain and key point of each of the following logarithmic functions.

1. $f(x) = \log_2(x+5) - 3$

2. $f(x) = \log_5(x-3) + 1$

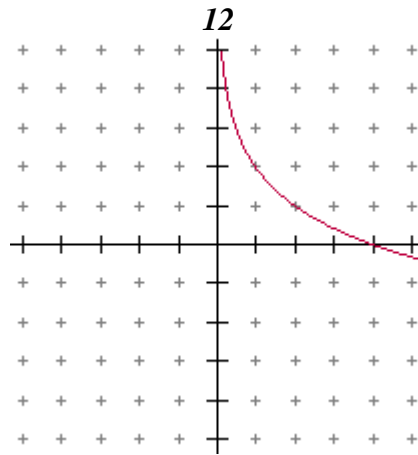
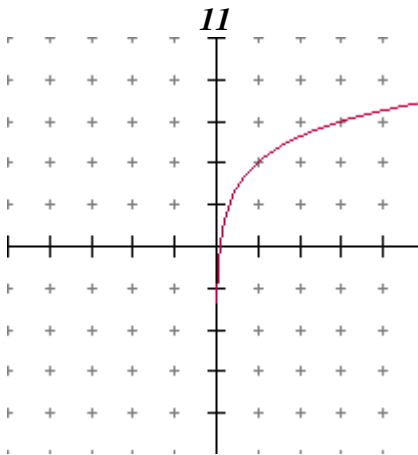
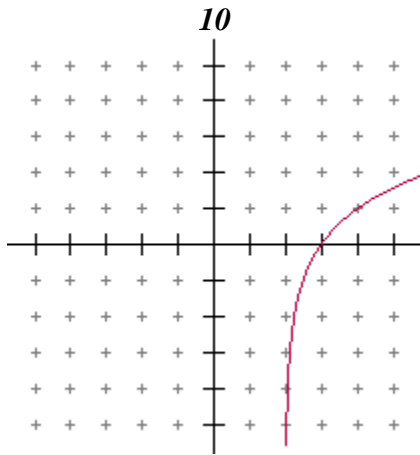
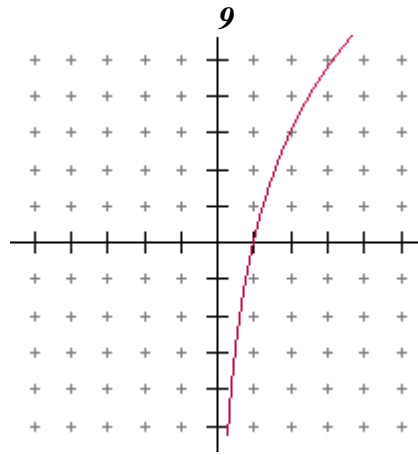
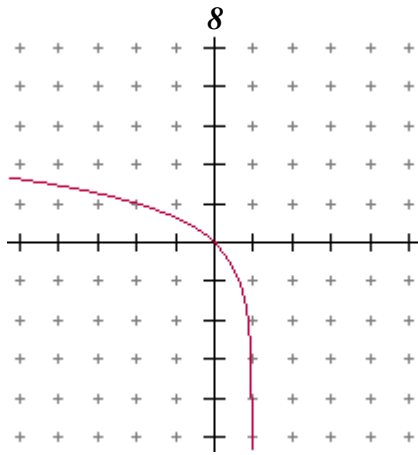
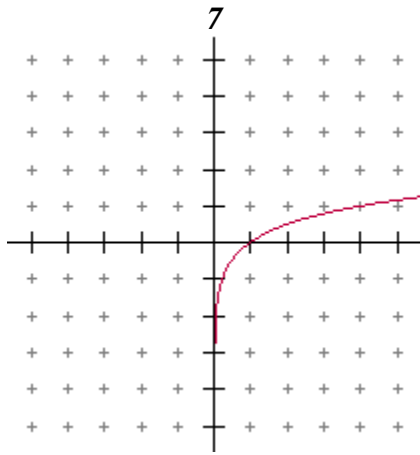
3. $f(x) = \log_3(x-4) + 2$

4. $f(x) = 3\log_2(x-1) + 2$

5. $f(x) = \frac{1}{2}\log_4(x-6) - 5$

6. $f(x) = -4\log_2(x-2)$

Match the graphs with their appropriate equation below.



A) $f(x) = \log_2(x-2)$

B) $f(x) = \log_3(1-x)$

C) $f(x) = -\log_2 x + 2$

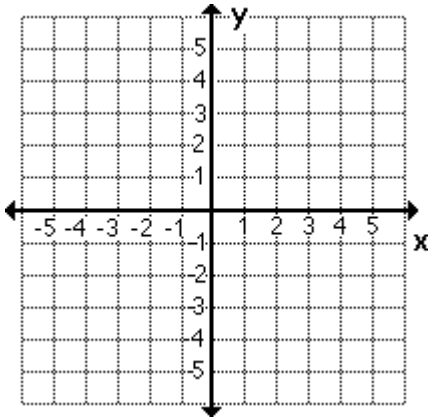
D) $f(x) = \log_3 x + 2$

E) $f(x) = \frac{1}{2}\log_2 x$

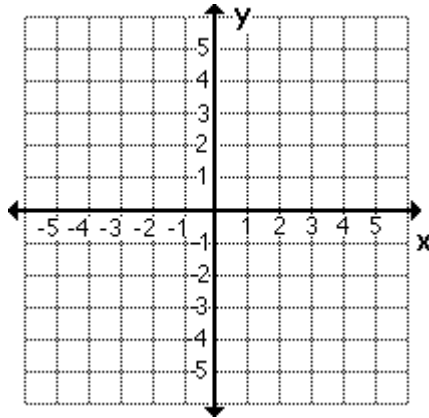
F) $f(x) = 3\log_2 x$

Graph each of the following logarithmic functions. Label the key point for each.

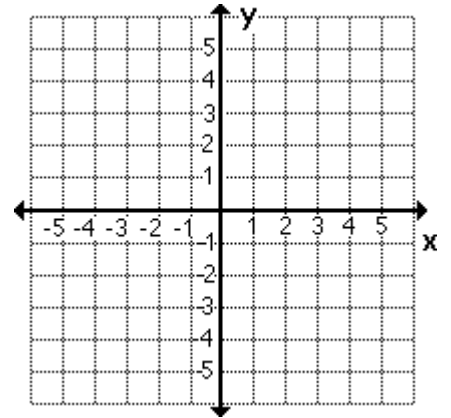
13 $f(x) = \log_2 x$



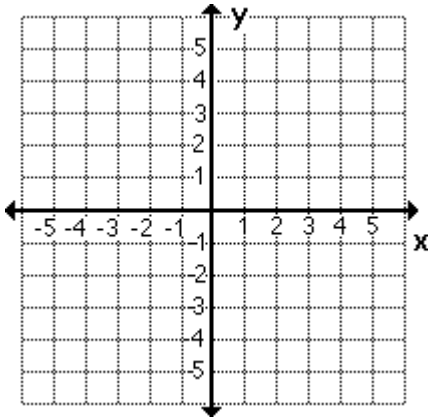
14 $f(x) = \log_4 x$



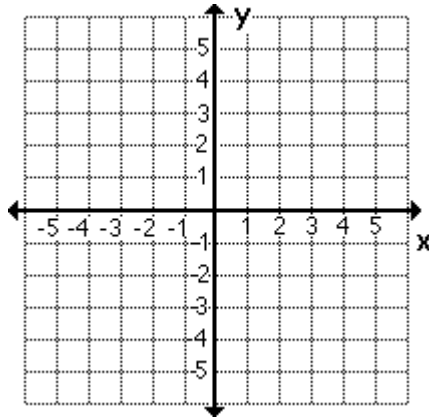
15 $f(x) = \log_4(x-3)$



16 $f(x) = \log_2(x+2)$



17 $f(x) = \log_3 x + 2$



18 $f(x) = \log_5(x-3) + 2$

